




Product datasheet

Anti-p40 - DeltaNp63 antibody [BC28] ab172731

★★★★☆ [4 Abreviews](#) [12 References](#) [1 Image](#)

Overview

Product name	Anti-p40 - DeltaNp63 antibody [BC28]
Description	Mouse monoclonal [BC28] to p40 - DeltaNp63
Host species	Mouse
Tested applications	Suitable for: IHC-P
Species reactivity	Reacts with: Human Predicted to work with: Mouse, Rat, Cow 
Immunogen	Synthetic peptide corresponding to Human p40 - DeltaNp63 aa 5-17. Sequence: ENNAQTQFSEPQY Database link: Q9H3D4 <div>  Run BLAST with  Run BLAST with </div>
Positive control	IHC-P: Human lung squamous cell carcinoma.
General notes	<p>This product was changed from ascites to tissue culture supernatant on 20/07/17. The following lots are from ascites and are still in stock as of [20/07/17] – [GR311007, GR322490]. Lot numbers higher than [GR322490] will be from tissue culture supernatant. Please note that the dilutions may need to be adjusted accordingly.</p> <p>The Life Science industry has been in the grips of a reproducibility crisis for a number of years. Abcam is leading the way in addressing this with our range of recombinant monoclonal antibodies and knockout edited cell lines for gold-standard validation. Please check that this product meets your needs before purchasing.</p> <p>If you have any questions, special requirements or concerns, please send us an inquiry and/or contact our Support team ahead of purchase. Recommended alternatives for this product can be found below, along with publications, customer reviews and Q&As</p>

Properties

Form	Liquid
Storage instructions	Shipped at 4°C. Upon delivery aliquot. Store at +4°C. Do Not Freeze.
Storage buffer	Preservative: 0.09% Sodium azide Constituent: bovine serum albumin

Purity	Tissue culture supernatant
Clonality	Monoclonal
Clone number	BC28
Isotype	IgG1

Applications

The Abpromise guarantee Our **Abpromise guarantee** covers the use of ab172731 in the following tested applications.

The application notes include recommended starting dilutions; optimal dilutions/concentrations should be determined by the end user.

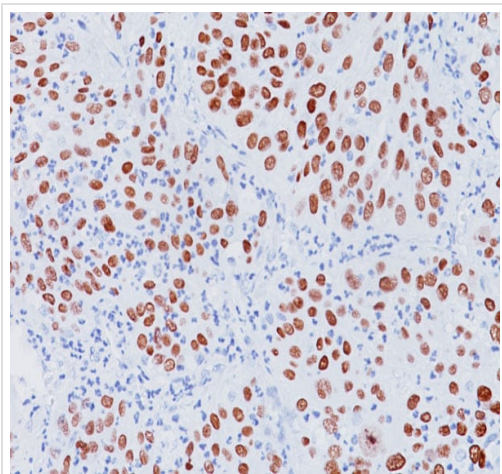
Application	Abreviews	Notes
IHC-P	★★★★★ (3)	1/50 - 1/100. Perform heat mediated antigen retrieval via the pressure cooker method before commencing with IHC staining protocol.

Target

Relevance

Differentiating between lung adenocarcinoma and squamous cell carcinoma is an important distinction with therapeutic implications. Although the most frequently recommended squamous marker p63 is extremely sensitive, it suffers from low specificity due to its reactivity in a substantial proportion of lung adenocarcinomas and other tumor types, particularly lymphomas. p40 is a relatively unknown marker that recognizes ?Np63-a p63 isoform suggested to be highly specific for squamous/basal cells. p40 is equivalent to p63 in sensitivity for squamous cell carcinoma, but it is markedly superior to p63 in specificity, which eliminates a potential pitfall of misinterpreting a p63-positive adenocarcinoma or unsuspected lymphoma as squamous cell carcinoma. These findings strongly support the routine use of p40 in place of p63 for the diagnosis of pulmonary squamous cell carcinoma.

Images



Immunohistochemistry (Formalin/PFA-fixed paraffin-embedded sections) - Anti-p40 - DeltaNp63 antibody [BC28] (ab172731)

Immunohistochemistry (Formalin/PFA-fixed paraffin-embedded sections) analysis of lung squamous cell carcinoma labelling p40 - DeltaNp63 with ab172731 for 30 minutes at room temperature. Counterstained with hematoxylin.

Please note: All products are "FOR RESEARCH USE ONLY. NOT FOR USE IN DIAGNOSTIC PROCEDURES"

Our Abpromise to you: Quality guaranteed and expert technical support

- Replacement or refund for products not performing as stated on the datasheet
- Valid for 12 months from date of delivery
- Response to your inquiry within 24 hours
- We provide support in Chinese, English, French, German, Japanese and Spanish
- Extensive multi-media technical resources to help you
- We investigate all quality concerns to ensure our products perform to the highest standards

If the product does not perform as described on this datasheet, we will offer a refund or replacement. For full details of the Abpromise, please visit <https://www.abcam.com/abpromise> or contact our technical team.

Terms and conditions

- Guarantee only valid for products bought direct from Abcam or one of our authorized distributors