



Anti-PAR4 antibody ab5787

[5 References](#) [1 Image](#)

Overview

| | |
|----------------------------|---|
| Product name | Anti-PAR4 antibody |
| Description | Rabbit polyclonal to PAR4 |
| Host species | Rabbit |
| Tested applications | Suitable for: WB |
| Species reactivity | Reacts with: Rat |
| Immunogen | <p>Synthetic peptide corresponding to Human PAR4 aa 324-342. Sequence: EQLKQENKTLLKVVGQLTR</p> <p>(Peptide available as ab5853)</p> <div>  Run BLAST with  Run BLAST with </div> |
| Positive control | WB: Rat spleen extract. |
| General notes | <p>The Life Science industry has been in the grips of a reproducibility crisis for a number of years. Abcam is leading the way in addressing this with our range of recombinant monoclonal antibodies and knockout edited cell lines for gold-standard validation. Please check that this product meets your needs before purchasing.</p> <p>If you have any questions, special requirements or concerns, please send us an inquiry and/or contact our Support team ahead of purchase. Recommended alternatives for this product can be found below, along with publications, customer reviews and Q&As</p> |

Properties

| | |
|-----------------------------|--|
| Form | Liquid |
| Storage instructions | Shipped at 4°C. Store at +4°C short term (1-2 weeks). Upon delivery aliquot. Store at -20°C or -80°C. Avoid freeze / thaw cycle. |
| Storage buffer | <p>Preservative: 0.05% Sodium azide</p> <p>Constituents: 0.1% BSA, 99% PBS</p> |
| Purity | Immunogen affinity purified |
| Clonality | Polyclonal |
| Isotype | IgG |

Applications

The Abpromise guarantee

Our **Abpromise guarantee** covers the use of ab5787 in the following tested applications.

The application notes include recommended starting dilutions; optimal dilutions/concentrations should be determined by the end user.

| Application | Abreviews | Notes |
|-------------|-----------|--|
| WB | | Use a concentration of 2 µg/ml. Detects a band of approximately 40 kDa (predicted molecular weight: 41 kDa). |

Target

Function

Pro-apoptotic protein capable of selectively inducing apoptosis in cancer cells, sensitizing the cells to diverse apoptotic stimuli and causing regression of tumors in animal models. Induces apoptosis in certain cancer cells by activation of the Fas prodeath pathway and coparallel inhibition of NF-kappa-B transcriptional activity. Inhibits the transcriptional activation and augments the transcriptional repression mediated by WT1. Down-regulates the anti-apoptotic protein BCL2 via its interaction with WT1. Seems also to be a transcriptional repressor by itself. May be directly involved in regulating the amyloid precursor protein (APP) cleavage activity of BACE1.

Tissue specificity

Widely expressed. Expression is elevated in various neurodegenerative diseases such as amyotrophic lateral sclerosis, Alzheimer, Parkinson and Huntington diseases and stroke. Down-regulated in several cancers.

Domain

The leucine-zipper domain is not essential for apoptosis, but is required for sensitization of cells to exogenous apoptotic insults and for interaction with its partners.

The SAC domain is a death-inducing domain selective for apoptosis induction in cancer cells. This domain is essential for nuclear entry, Fas activation, inhibition of NF-kappa-B activity and induction of apoptosis in cancer cells.

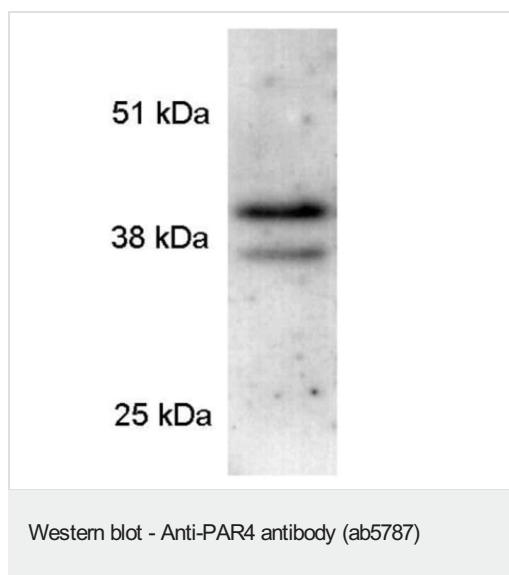
Post-translational modifications

Preferentially phosphorylated at the Thr-163 by PKC in cancer cells.

Cellular localization

Cytoplasm. Nucleus. Mainly cytoplasmic in absence of apoptosis signal and in normal cells. Nuclear in most cancer cell lines. Nuclear entry seems to be essential but not sufficient for apoptosis (By similarity). Nuclear localization includes nucleoplasm and PML nuclear bodies.

Images



Anti-PAR4 antibody (ab5787) + Rat spleen extract

Predicted band size: 41 kDa

Please note: All products are "FOR RESEARCH USE ONLY. NOT FOR USE IN DIAGNOSTIC PROCEDURES"

Our Abpromise to you: Quality guaranteed and expert technical support

- Replacement or refund for products not performing as stated on the datasheet
- Valid for 12 months from date of delivery
- Response to your inquiry within 24 hours
- We provide support in Chinese, English, French, German, Japanese and Spanish
- Extensive multi-media technical resources to help you
- We investigate all quality concerns to ensure our products perform to the highest standards

If the product does not perform as described on this datasheet, we will offer a refund or replacement. For full details of the Abpromise, please visit <https://www.abcam.com/abpromise> or contact our technical team.

Terms and conditions

- Guarantee only valid for products bought direct from Abcam or one of our authorized distributors