

Product datasheet

Anti-PPTC7 antibody ab122548

[1 References](#) [7 Images](#)

Overview

Product name	Anti-PPTC7 antibody
Description	Rabbit polyclonal to PPTC7
Host species	Rabbit
Tested applications	Suitable for: IHC-P, WB, ICC/IF
Species reactivity	Reacts with: Mouse, Rat, Human
Immunogen	amino acids 118-215 (ILTTSYCELL QNKVPLLGSS TACIVLDRT SHRLHTANLG DSGFLVVRGG EVVHRSDEQQ HYFNTPFQLS IAPPEAEGVV LSDSPDAADS TSFDVQL) of the Human PPTC7 protein (Q8NI37). Run BLAST with ExpASY Run BLAST with NCBI
Positive control	IHC-P: Human testis, rectum, liver and kidney tissue. WB: RT-4, U-251 MG, NIH-3T3, NBT-II. ICC/IF: A-431 cells.
General notes	<p>The Life Science industry has been in the grips of a reproducibility crisis for a number of years. Abcam is leading the way in addressing this with our range of recombinant monoclonal antibodies and knockout edited cell lines for gold-standard validation. Please check that this product meets your needs before purchasing.</p> <p>If you have any questions, special requirements or concerns, please send us an inquiry and/or contact our Support team ahead of purchase. Recommended alternatives for this product can be found below, along with publications, customer reviews and Q&As</p>

Properties

Form	Liquid
Storage instructions	Shipped at 4°C. Upon delivery aliquot and store at -20°C. Avoid freeze / thaw cycles.
Storage buffer	pH: 7.20 Preservative: 0.02% Sodium azide Constituents: 59% PBS, 40% Glycerol (glycerin, glycerine)
Purity	Immunogen affinity purified
Clonality	Polyclonal
Isotype	IgG

Applications

The Abpromise guarantee

Our **Abpromise guarantee** covers the use of ab122548 in the following tested applications.

The application notes include recommended starting dilutions; optimal dilutions/concentrations should be determined by the end user.

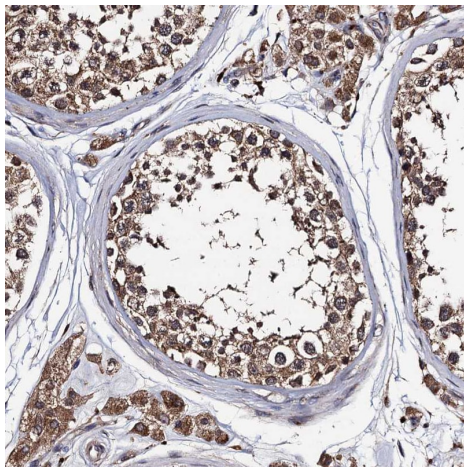
Application	Abreviews	Notes
IHC-P		1/200 - 1/500. Perform heat mediated antigen retrieval with citrate buffer pH 6 before commencing with IHC staining protocol.
WB		Use a concentration of 0.04 - 0.4 µg/ml.
ICC/IF		Use a concentration of 0.25 - 2 µg/ml.

Target

Sequence similarities

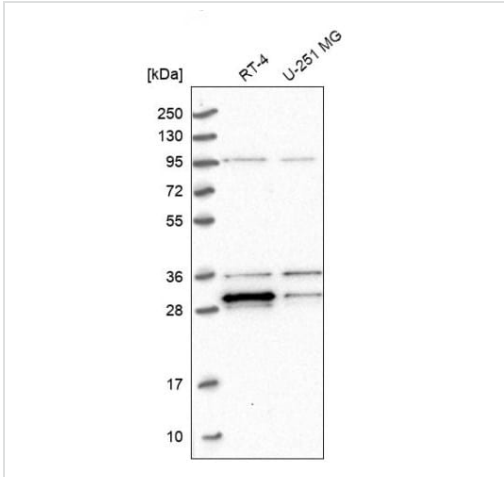
Belongs to the PP2C family.
Contains 1 PP2C-like domain.

Images



Immunohistochemical analysis of formalin-fixed, paraffin-embedded human testis tissue labeling PPTC7 with ab122548 at a 1/500 dilution.

Immunohistochemistry (Formalin/PFA-fixed paraffin-embedded sections) - Anti-PPTC7 antibody (ab122548)

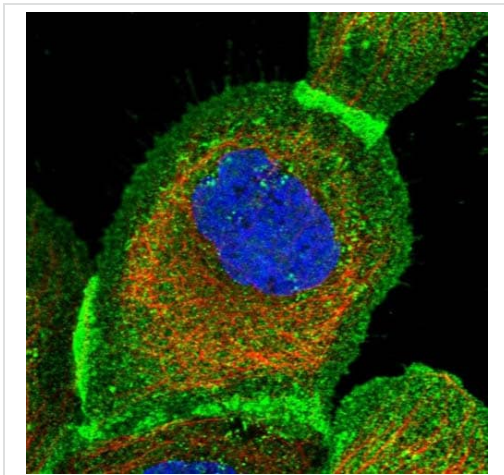


Western blot - Anti-PPTC7 antibody (ab122548)

All lanes : Anti-PPTC7 antibody (ab122548) at 0.4 $\mu\text{g/ml}$

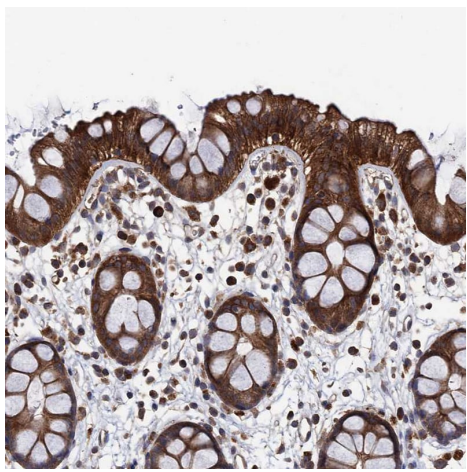
Lane 1 : RT4 Cell lysate

Lane 2 : U 251 MG Cell lysate



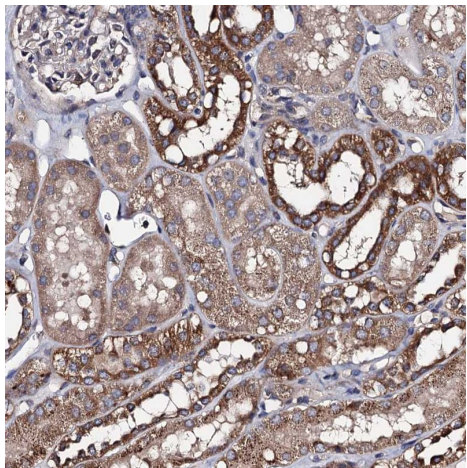
Immunocytochemistry/ Immunofluorescence - Anti-PPTC7 antibody (ab122548)

Immunofluorescent staining of Human cell line A-431 shows positivity in nucleus but not nucleoli, plasma membrane and cytoplasm. Recommended concentration of ab122548 1-4 $\mu\text{g/ml}$. Cells treated with PFA/Triton X-100.



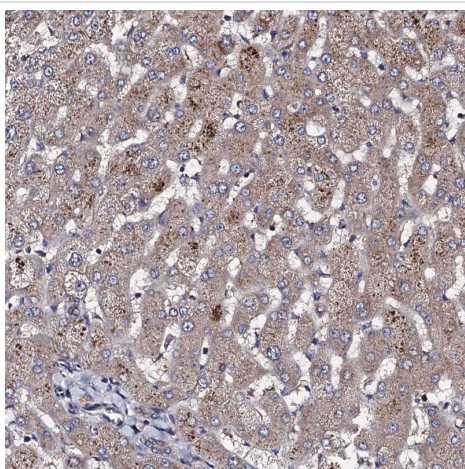
Immunohistochemistry (Formalin/PFA-fixed paraffin-embedded sections) - Anti-PPTC7 antibody (ab122548)

Immunohistochemical analysis of formalin-fixed, paraffin-embedded human rectum tissue labeling PPTC7 with ab122548 at a 1/500 dilution.



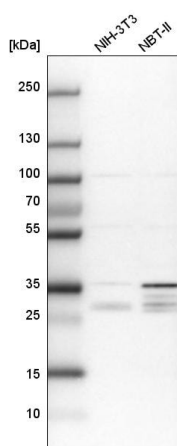
Immunohistochemistry (Formalin/PFA-fixed paraffin-embedded sections) - Anti-PPTC7 antibody (ab122548)

Immunohistochemical analysis of formalin-fixed, paraffin-embedded human kidney tissue labeling PPTC7 with ab122548 at a 1/500 dilution.



Immunohistochemical analysis of formalin-fixed, paraffin-embedded human liver tissue labeling PPTC7 with ab122548 at a 1/500 dilution.

Immunohistochemistry (Formalin/PFA-fixed paraffin-embedded sections) - Anti-PPTC7 antibody (ab122548)



All lanes : Anti-PPTC7 antibody (ab122548) at 0.4 µg/ml

Lane 1 : NIH-3T3 cell lysate

Lane 2 : NBT-II cell lysate

Western blot - Anti-PPTC7 antibody (ab122548)

Please note: All products are "FOR RESEARCH USE ONLY. NOT FOR USE IN DIAGNOSTIC PROCEDURES"

Our Abpromise to you: Quality guaranteed and expert technical support

- Replacement or refund for products not performing as stated on the datasheet
- Valid for 12 months from date of delivery
- Response to your inquiry within 24 hours
- We provide support in Chinese, English, French, German, Japanese and Spanish

- Extensive multi-media technical resources to help you
- We investigate all quality concerns to ensure our products perform to the highest standards

If the product does not perform as described on this datasheet, we will offer a refund or replacement. For full details of the Abpromise, please visit <https://www.abcam.com/abpromise> or contact our technical team.

Terms and conditions

- Guarantee only valid for products bought direct from Abcam or one of our authorized distributors