


# Anti-Prohibitin antibody ab154589

[1 References](#) [4 Images](#)

### Overview

<b>Product name</b>	Anti-Prohibitin antibody
<b>Description</b>	Rabbit polyclonal to Prohibitin
<b>Host species</b>	Rabbit
<b>Tested applications</b>	<b>Suitable for:</b> WB, IHC-P, ICC/IF
<b>Species reactivity</b>	<b>Reacts with:</b> Mouse, Human <b>Predicted to work with:</b> Rat, Chicken, Cow, Cat, Dog, Xenopus laevis, Zebrafish, Xenopus tropicalis 
<b>Immunogen</b>	Recombinant fragment, corresponding to a region within amino acids 23-272 of Human Prohibitin (Uniprot ID: P35232).
<b>Positive control</b>	293T, A431, H1299, HeLaS3, HepG2, MOLT4, Raji and NIH 3T3 whole cell lysates; HeLa cells; Human OVCAR3 xenograft tissue.
<b>General notes</b>	<p>The Life Science industry has been in the grips of a reproducibility crisis for a number of years. Abcam is leading the way in addressing this with our range of recombinant monoclonal antibodies and knockout edited cell lines for gold-standard validation. Please check that this product meets your needs before purchasing.</p> <p>If you have any questions, special requirements or concerns, please send us an inquiry and/or contact our Support team ahead of purchase. Recommended alternatives for this product can be found below, along with publications, customer reviews and Q&amp;As</p>

### Properties

<b>Form</b>	Liquid
<b>Storage instructions</b>	Shipped at 4°C. Upon delivery aliquot. Store at -20°C or -80°C. Avoid freeze / thaw cycle.
<b>Storage buffer</b>	pH: 7.00 Preservative: 0.025% Proclin 300 Constituents: 79% PBS, 20% Glycerol (glycerin, glycerine)
<b>Purity</b>	Immunogen affinity purified
<b>Clonality</b>	Polyclonal
<b>Isotype</b>	IgG

## Applications

### The Abpromise guarantee

Our **Abpromise guarantee** covers the use of ab154589 in the following tested applications.

The application notes include recommended starting dilutions; optimal dilutions/concentrations should be determined by the end user.

Application	Abreviews	Notes
WB		1/500 - 1/3000. Predicted molecular weight: 30 kDa.
IHC-P		1/100 - 1/1000. Perform heat mediated antigen retrieval with citrate buffer pH 6 before commencing with IHC staining protocol.
ICC/IF		1/100 - 1/1000.

## Target

### Function

Prohibitin inhibits DNA synthesis. It has a role in regulating proliferation. As yet it is unclear if the protein or the mRNA exhibits this effect. May play a role in regulating mitochondrial respiration activity and in aging.

### Tissue specificity

Widely expressed in different tissues.

### Sequence similarities

Belongs to the prohibitin family.

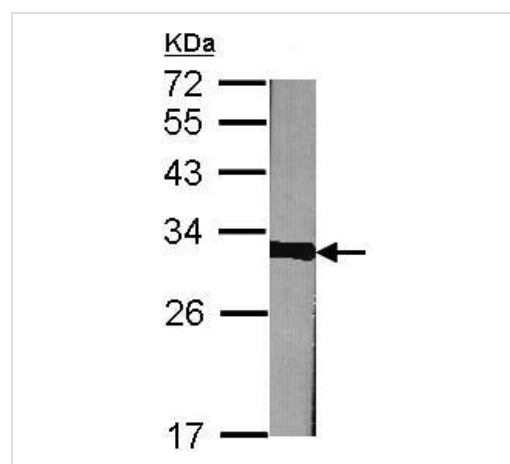
### Developmental stage

Levels of expression in fibroblasts decrease heterogeneously during cellular aging.

### Cellular localization

Mitochondrion inner membrane.

## Images

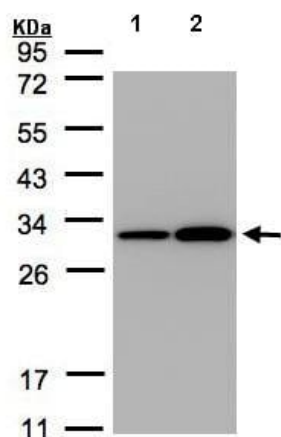


Western blot - Anti-Prohibitin antibody (ab154589)

Anti-Prohibitin antibody (ab154589) at 1/1000 dilution + NIH 3T3 whole cell lysate at 30 µg

**Predicted band size:** 30 kDa

12% SDS PAGE



Western blot - Anti-Prohibitin antibody (ab154589)

**All lanes :** Anti-Prohibitin antibody (ab154589) at 1/3000 dilution

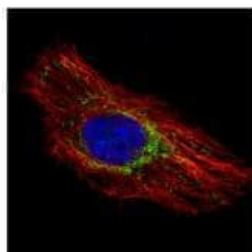
**Lane 1 :** A431 whole cell lysate

**Lane 2 :** H1299 whole cell lysate

Lysates/proteins at 30 µg per lane.

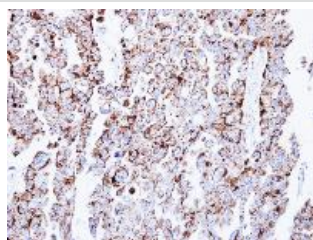
**Predicted band size:** 30 kDa

12% SDS PAGE



Immunocytochemistry/ Immunofluorescence - Anti-Prohibitin antibody (ab154589)

Confocal immunofluorescence analysis of methanol-fixed HeLa cells, labeling Prohibitin with ab154589 at 1/500 dilution (Green). Alpha-tubulin filaments are labeled in red.



Immunohistochemistry (Formalin/PFA-fixed paraffin-embedded sections) - Anti-Prohibitin antibody (ab154589)

Immunohistochemical analysis of paraffin-embedded Human OVCAR3 xenograft tissue labeling Prohibitin with ab154589 at 1/500 dilution.

**Please note:** All products are "FOR RESEARCH USE ONLY. NOT FOR USE IN DIAGNOSTIC PROCEDURES"

### **Our Abpromise to you: Quality guaranteed and expert technical support**

---

- Replacement or refund for products not performing as stated on the datasheet
- Valid for 12 months from date of delivery
- Response to your inquiry within 24 hours
  
- We provide support in Chinese, English, French, German, Japanese and Spanish
- Extensive multi-media technical resources to help you
- We investigate all quality concerns to ensure our products perform to the highest standards

If the product does not perform as described on this datasheet, we will offer a refund or replacement. For full details of the Abpromise, please visit <https://www.abcam.com/abpromise> or contact our technical team.

### **Terms and conditions**

---

- Guarantee only valid for products bought direct from Abcam or one of our authorized distributors