


Product datasheet

Anti-Proteasome 20S alpha 5/PSMA5 antibody [EPR5833] ab109533

Recombinant RabMAb

3 Images

Overview

Product name	Anti-Proteasome 20S alpha 5/PSMA5 antibody [EPR5833]
Description	Rabbit monoclonal [EPR5833] to Proteasome 20S alpha 5/PSMA5
Host species	Rabbit
Tested applications	Suitable for: WB, IHC-P Unsuitable for: ICC/IF or IP
Species reactivity	Reacts with: Human Predicted to work with: Mouse, Rat 
Immunogen	Synthetic peptide. This information is proprietary to Abcam and/or its suppliers.
Positive control	HepG2, Hela, 293T and JAR cell lysates; Human brain tissue.
General notes	<p>This product is a recombinant monoclonal antibody, which offers several advantages including:</p> <ul style="list-style-type: none"> - High batch-to-batch consistency and reproducibility - Improved sensitivity and specificity - Long-term security of supply - Animal-free production <p>For more information see here.</p> <p>Our RabMAb[®] technology is a patented hybridoma-based technology for making rabbit monoclonal antibodies. For details on our patents, please refer to RabMAb[®] patents.</p>

Properties

Form	Liquid
Storage instructions	Shipped at 4°C. Store at -20°C. Stable for 12 months at -20°C.
Storage buffer	pH: 7.20 Preservative: 0.05% Sodium azide Constituents: 0.1% BSA, 40% Glycerol (glycerin, glycerine), 9.85% Tris glycine, 50% Tissue culture supernatant
Purity	Protein A purified
Clonality	Monoclonal

Clone number EPR5833

Isotype IgG

Applications

The Abpromise guarantee Our **Abpromise guarantee** covers the use of ab109533 in the following tested applications. The application notes include recommended starting dilutions; optimal dilutions/concentrations should be determined by the end user.

Application	Abreviews	Notes
WB		1/10000 - 1/50000. Predicted molecular weight: 26 kDa.
IHC-P		1/100 - 1/250. Perform heat mediated antigen retrieval via the pressure cooker method before commencing with IHC staining protocol.

Application notes Is unsuitable for ICC/IF or IP.

Target

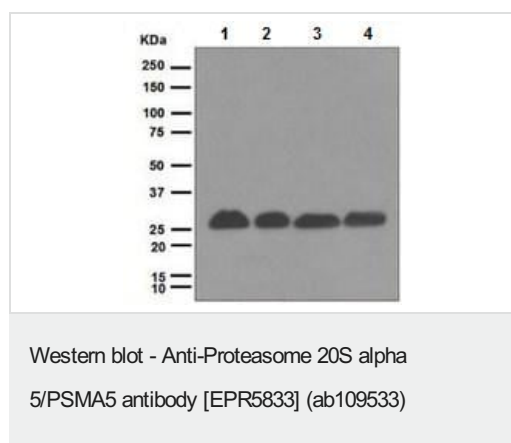
Function The proteasome is a multicatalytic proteinase complex which is characterized by its ability to cleave peptides with Arg, Phe, Tyr, Leu, and Glu adjacent to the leaving group at neutral or slightly basic pH. The proteasome has an ATP-dependent proteolytic activity.

Tissue specificity Expressed in fetal brain (at protein level).

Sequence similarities Belongs to the peptidase T1A family.

Cellular localization Cytoplasm. Nucleus.

Images



All lanes : Anti-Proteasome 20S alpha 5/PSMA5 antibody [EPR5833] (ab109533) at 1/10000 dilution

Lane 1 : HepG2 cell lysate

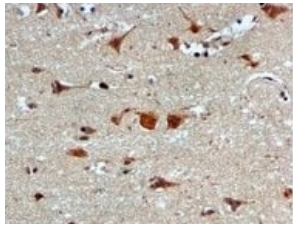
Lane 2 : HeLa cell lysate

Lane 3 : 293T cell lysate

Lane 4 : JAR cell lysate

Lysates/proteins at 10 µg per lane.

Predicted band size: 26 kDa

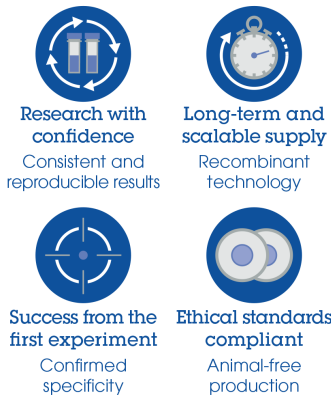


Immunohistochemistry (Formalin/PFA-fixed paraffin-embedded sections) - Anti-Proteasome 20S alpha 5/PSMA5 antibody [EPR5833] (ab109533)

ab109533, at 1/100 dilution, staining Proteasome 20S alpha 5/PSMA5 in paraffin embedded Human brain tissue by Immunohistochemistry.

Perform heat mediated antigen retrieval via the pressure cooker method before commencing with IHC staining protocol.

Why choose a recombinant antibody?



Anti-Proteasome 20S alpha 5/PSMA5 antibody [EPR5833] (ab109533)

Please note: All products are "FOR RESEARCH USE ONLY. NOT FOR USE IN DIAGNOSTIC PROCEDURES"

Our Abpromise to you: Quality guaranteed and expert technical support

- Replacement or refund for products not performing as stated on the datasheet
- Valid for 12 months from date of delivery
- Response to your inquiry within 24 hours
- We provide support in Chinese, English, French, German, Japanese and Spanish
- Extensive multi-media technical resources to help you
- We investigate all quality concerns to ensure our products perform to the highest standards

If the product does not perform as described on this datasheet, we will offer a refund or replacement. For full details of the Abpromise, please visit <https://www.abcam.com/abpromise> or contact our technical team.

Terms and conditions

- Guarantee only valid for products bought direct from Abcam or one of our authorized distributors