

### Anti-PXR antibody ab118336

[3 References](#) [3 Images](#)

#### Overview

<b>Product name</b>	Anti-PXR antibody
<b>Description</b>	Mouse polyclonal to PXR
<b>Host species</b>	Mouse
<b>Tested applications</b>	<b>Suitable for:</b> WB, ICC/IF
<b>Species reactivity</b>	<b>Reacts with:</b> Rat, Human
<b>Immunogen</b>	Recombinant full length protein, corresponding to amino acids 1-434 of Human PXR (NP_003880.3).
<b>Positive control</b>	Rat liver tissue lysate; PXR transfected 293T cell line lysate; HepG2 cells.
<b>General notes</b>	<p>The Life Science industry has been in the grips of a reproducibility crisis for a number of years. Abcam is leading the way in addressing this with our range of recombinant monoclonal antibodies and knockout edited cell lines for gold-standard validation. Please check that this product meets your needs before purchasing.</p> <p>If you have any questions, special requirements or concerns, please send us an inquiry and/or contact our Support team ahead of purchase. Recommended alternatives for this product can be found below, along with publications, customer reviews and Q&amp;As</p>

#### Properties

<b>Form</b>	Liquid
<b>Storage instructions</b>	Shipped at 4°C. Upon delivery aliquot and store at -20°C or -80°C. Avoid repeated freeze / thaw cycles.
<b>Storage buffer</b>	pH: 7.4 Constituent: 99% PBS
<b>Purity</b>	Protein A purified
<b>Clonality</b>	Polyclonal
<b>Isotype</b>	IgG

#### Applications

**The Abpromise guarantee** Our **Abpromise guarantee** covers the use of ab118336 in the following tested applications.

The application notes include recommended starting dilutions; optimal dilutions/concentrations should be determined by the end user.

Application	Abreviews	Notes
WB		Use a concentration of 1 µg/ml. Predicted molecular weight: 50 kDa.
ICC/IF		Use a concentration of 10 µg/ml.

## Target

### Function

Nuclear receptor that binds and is activated by variety of endogenous and xenobiotic compounds. Transcription factor that activates the transcription of multiple genes involved in the metabolism and secretion of potentially harmful xenobiotics, drugs and endogenous compounds. Activated by the antibiotic rifampicin and various plant metabolites, such as hyperforin, guggulipid, colupulone, and isoflavones. Response to specific ligands is species-specific. Activated by naturally occurring steroids, such as pregnenolone and progesterone. Binds to a response element in the promoters of the CYP3A4 and ABCB1/MDR1 genes.

### Tissue specificity

Expressed in liver, colon and small intestine.


### Sequence similarities

Belongs to the nuclear hormone receptor family. NR1 subfamily.  
Contains 1 nuclear receptor DNA-binding domain.

### Cellular localization

Nucleus.


## Images



Anti-PXR antibody (ab118336) at 1 µg/ml + Rat liver tissue lysate at 50 µg

Developed using the ECL technique.

**Predicted band size: 50 kDa**



**All lanes :** Anti-PXR antibody (ab118336) at 1 µg/ml

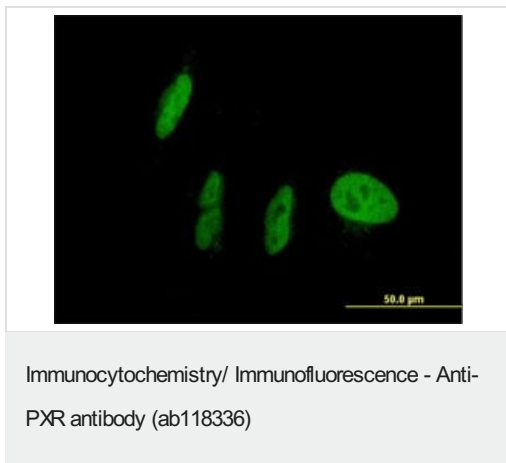
**Lane 1 :** PXR transfected 293T cell line lysate

**Lane 2 :** Non-transfected 293T cell line lysate

Lysates/proteins at 25 µg per lane.

Developed using the ECL technique.

**Predicted band size:** 50 kDa



ab118336 at 10 µg/ml dilution staining PXR in HepG2 cells by Immunofluorescence.

**Please note:** All products are "FOR RESEARCH USE ONLY. NOT FOR USE IN DIAGNOSTIC PROCEDURES"

### Our Abpromise to you: Quality guaranteed and expert technical support

- Replacement or refund for products not performing as stated on the datasheet
- Valid for 12 months from date of delivery
- Response to your inquiry within 24 hours
- We provide support in Chinese, English, French, German, Japanese and Spanish
- Extensive multi-media technical resources to help you
- We investigate all quality concerns to ensure our products perform to the highest standards

If the product does not perform as described on this datasheet, we will offer a refund or replacement. For full details of the Abpromise, please visit <https://www.abcam.com/abpromise> or contact our technical team.

### Terms and conditions

- Guarantee only valid for products bought direct from Abcam or one of our authorized distributors