




## Product datasheet

### Anti-Rab9 antibody ab235538

[1 References](#) [3 Images](#)

#### Overview

<b>Product name</b>	Anti-Rab9 antibody
<b>Description</b>	Rabbit polyclonal to Rab9
<b>Host species</b>	Rabbit
<b>Tested applications</b>	<b>Suitable for:</b> IHC-P, WB
<b>Species reactivity</b>	<b>Reacts with:</b> Human <b>Predicted to work with:</b> Mouse, Rat, Dog 
<b>Immunogen</b>	Recombinant fragment corresponding to Human Rab9 aa 100 to the C-terminus. Database link: <a href="#">P51151</a>  <a href="#">Run BLAST with</a>  <a href="#">Run BLAST with</a>
<b>Positive control</b>	WB: Jurkat, K562, HepG2, HEK-293T and HeLa whole cell lysate. IHC-P: Human prostate cancer and adrenal gland tissue.
<b>General notes</b>	<p>The Life Science industry has been in the grips of a reproducibility crisis for a number of years. Abcam is leading the way in addressing this with our range of recombinant monoclonal antibodies and knockout edited cell lines for gold-standard validation. Please check that this product meets your needs before purchasing.</p> <p>If you have any questions, special requirements or concerns, please send us an inquiry and/or contact our Support team ahead of purchase. Recommended alternatives for this product can be found below, along with publications, customer reviews and Q&amp;As</p>

#### Properties

<b>Form</b>	Liquid
<b>Storage instructions</b>	Shipped at 4°C. Store at +4°C short term (1-2 weeks). Upon delivery aliquot. Store at -20°C long term. Avoid freeze / thaw cycle.
<b>Storage buffer</b>	pH: 7.30 Preservative: 0.02% Sodium azide Constituents: PBS, 50% Glycerol (glycerin, glycerine)
<b>Purity</b>	Immunogen affinity purified
<b>Clonality</b>	Polyclonal
<b>Isotype</b>	IgG

## Applications

### The Abpromise guarantee

Our **Abpromise guarantee** covers the use of ab235538 in the following tested applications.

The application notes include recommended starting dilutions; optimal dilutions/concentrations should be determined by the end user.

Application	Abreviews	Notes
IHC-P		1/20 - 1/200.
WB		1/1000 - 1/5000.

## Target

### Function

Involved in the transport of proteins between the endosomes and the trans Golgi network.

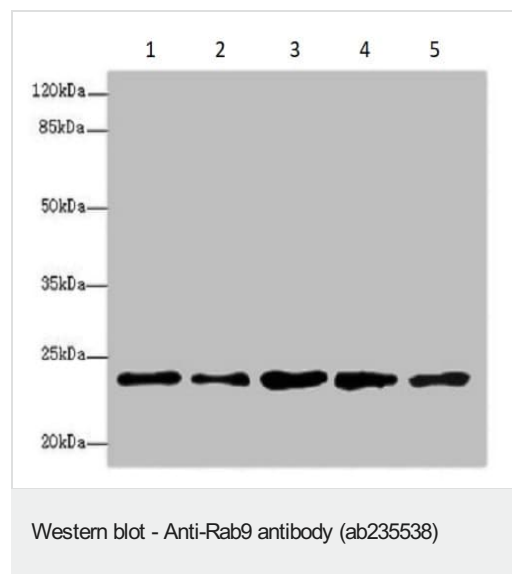
### Sequence similarities

Belongs to the small GTPase superfamily. Rab family.

### Cellular localization

Cell membrane. Endoplasmic reticulum membrane. Golgi apparatus membrane.

## Images



**All lanes** : Anti-Rab9 antibody (ab235538) at 1/1000 dilution

**Lane 1** : Jurkat (Human T cell leukemia cell line from peripheral blood) whole cell lysate

**Lane 2** : K562 (Human chronic myelogenous leukemia cell line from bone marrow) whole cell lysate

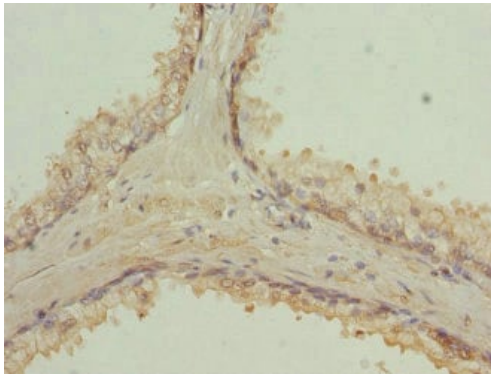
**Lane 3** : HepG2 (Human liver hepatocellular carcinoma cell line) whole cell lysate

**Lane 4** : HEK-293T (Human epithelial cell line from embryonic kidney transformed with large T antigen) whole cell lysate

**Lane 5** : HeLa (Human epithelial cell line from cervix adenocarcinoma) whole cell lysate

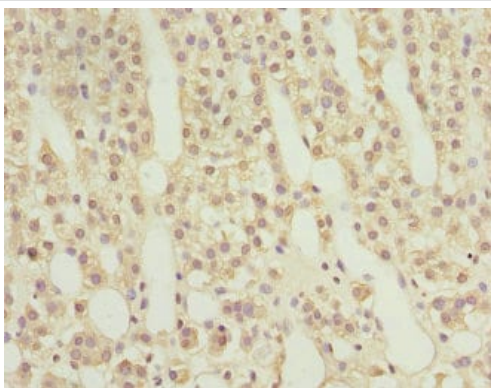
### Secondary

**All lanes** : Goat polyclonal to rabbit IgG at 1/10000 dilution



Immunohistochemistry (Formalin/PFA-fixed paraffin-embedded sections) - Anti-Rab9 antibody (ab235538)

Paraffin-embedded human prostate cancer tissue stained for Rab9 with ab235538 at 1/100 dilution in immunohistochemical analysis.



Immunohistochemistry (Formalin/PFA-fixed paraffin-embedded sections) - Anti-Rab9 antibody (ab235538)

Paraffin-embedded human adrenal gland tissue stained for Rab9 with ab235538 at 1/100 dilution in immunohistochemical analysis.

**Please note:** All products are "FOR RESEARCH USE ONLY. NOT FOR USE IN DIAGNOSTIC PROCEDURES"

### Our Abpromise to you: Quality guaranteed and expert technical support

- Replacement or refund for products not performing as stated on the datasheet
- Valid for 12 months from date of delivery
- Response to your inquiry within 24 hours
- We provide support in Chinese, English, French, German, Japanese and Spanish
- Extensive multi-media technical resources to help you
- We investigate all quality concerns to ensure our products perform to the highest standards

If the product does not perform as described on this datasheet, we will offer a refund or replacement. For full details of the Abpromise, please visit <https://www.abcam.com/abpromise> or contact our technical team.

### Terms and conditions

- Guarantee only valid for products bought direct from Abcam or one of our authorized distributors