




Product datasheet

Anti-RHBDD2 antibody ab185448

★★★★★ [1 Abreviews](#) [4 Images](#)

Overview

Product name	Anti-RHBDD2 antibody
Description	Rabbit polyclonal to RHBDD2
Host species	Rabbit
Tested applications	Suitable for: WB, ICC/IF, IHC-P
Species reactivity	Reacts with: Human Predicted to work with: Mouse 
Immunogen	Recombinant fragment corresponding to Human RHBDD2 aa 200-300. Database link: Q6NTF9  Run BLAST with  Run BLAST with
Positive control	Human cerebral cortex tissue; U-251 MG cells; RHBDD2 overexpression HEK293T cell lysate.
General notes	<p>The Life Science industry has been in the grips of a reproducibility crisis for a number of years. Abcam is leading the way in addressing this with our range of recombinant monoclonal antibodies and knockout edited cell lines for gold-standard validation. Please check that this product meets your needs before purchasing.</p> <p>If you have any questions, special requirements or concerns, please send us an inquiry and/or contact our Support team ahead of purchase. Recommended alternatives for this product can be found below, along with publications, customer reviews and Q&As</p>

Properties

Form	Liquid
Storage instructions	Shipped at 4°C. Store at +4°C short term (1-2 weeks). Upon delivery aliquot. Store at -20°C long term. Avoid freeze / thaw cycle.
Storage buffer	pH: 7.20 Preservative: 0.02% Sodium azide Constituents: 40% Glycerol (glycerin, glycerine), 59% PBS
Purity	Immunogen affinity purified
Clonality	Polyclonal
Isotype	IgG

Applications

The Abpromise guarantee

Our **Abpromise guarantee** covers the use of ab185448 in the following tested applications.

The application notes include recommended starting dilutions; optimal dilutions/concentrations should be determined by the end user.

Application	Abreviews	Notes
WB	★★★★★ (1)	Use a concentration of 0.04 - 0.4 µg/ml. Predicted molecular weight: 39 kDa.
ICC/IF		Use a concentration of 0.25 - 2 µg/ml.
IHC-P		1/200 - 1/500. Perform heat mediated antigen retrieval with citrate buffer pH 6 before commencing with IHC staining protocol.

Target

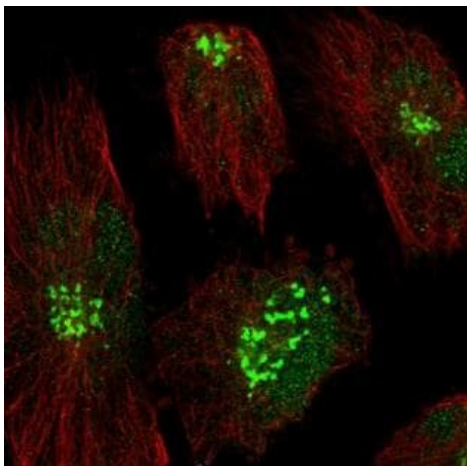
Sequence similarities

Belongs to the peptidase S54 family.

Cellular localization

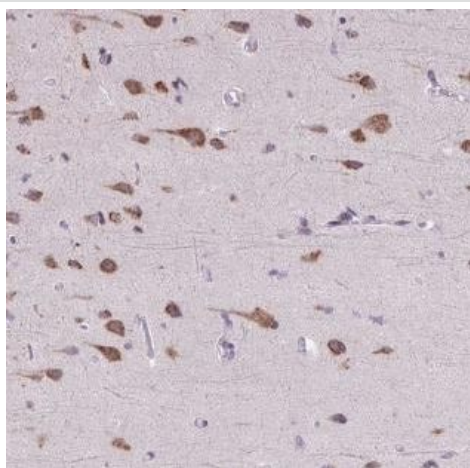
Membrane.

Images



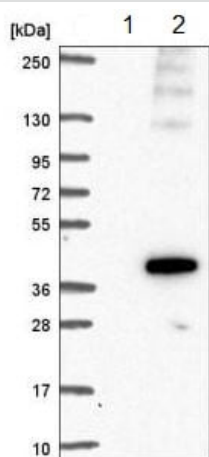
Immunofluorescent analysis of PFA/Triton X-100-treated U-251 MG cells labeling RHBDD2 with ab185448 at 4 µg/ml.

Immunocytochemistry/ Immunofluorescence - Anti-RHBDD2 antibody (ab185448)



Immunohistochemical analysis of paraffin-embedded Human cerebral cortex tissue labeling RHBDD2 with ab185448 at 1/200 dilution.

Immunohistochemistry (Formalin/PFA-fixed paraffin-embedded sections) - Anti-RHBDD2 antibody (ab185448)



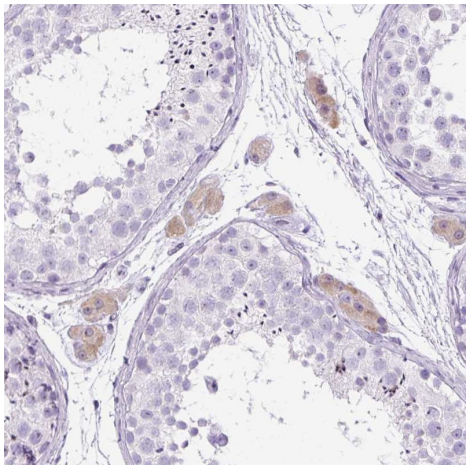
All lanes : Anti-RHBDD2 antibody (ab185448) at 1/100 dilution

Lane 1 : Negative control (vector only transfected HEK293T lysate)

Lane 2 : Over-expression lysate (Co-expressed with a C-terminal myc-DDK tag (~3.1 kDa) in mammalian HEK293T cells).

Predicted band size: 39 kDa

Western blot - Anti-RHBDD2 antibody (ab185448)



Immunohistochemical analysis of paraffin-embedded Human testis tissue labeling RHBDD2 with ab185448 at 1/200 dilution.

Immunohistochemistry (Formalin/PFA-fixed paraffin-embedded sections) - Anti-RHBDD2 antibody (ab185448)

Please note: All products are "FOR RESEARCH USE ONLY. NOT FOR USE IN DIAGNOSTIC PROCEDURES"

Our Abpromise to you: Quality guaranteed and expert technical support

- Replacement or refund for products not performing as stated on the datasheet
- Valid for 12 months from date of delivery
- Response to your inquiry within 24 hours
- We provide support in Chinese, English, French, German, Japanese and Spanish
- Extensive multi-media technical resources to help you
- We investigate all quality concerns to ensure our products perform to the highest standards

If the product does not perform as described on this datasheet, we will offer a refund or replacement. For full details of the Abpromise, please visit <https://www.abcam.com/abpromise> or contact our technical team.

Terms and conditions

- Guarantee only valid for products bought direct from Abcam or one of our authorized distributors