

## Product datasheet

# Anti-RNF144A antibody ab89260

[5 References](#) [4 Images](#)

### Overview

---

<b>Product name</b>	Anti-RNF144A antibody
<b>Description</b>	Mouse polyclonal to RNF144A
<b>Host species</b>	Mouse
<b>Tested applications</b>	<b>Suitable for:</b> ICC/IF, WB
<b>Species reactivity</b>	<b>Reacts with:</b> Rat, Human
<b>Immunogen</b>	Recombinant full length protein within Human RNF144A. The exact immunogen sequence used to generate this antibody is proprietary information. If additional detail on the immunogen is needed to determine the suitability of the antibody for your needs, please <b>contact</b> our Scientific Support team to discuss your requirements. Database link: <a href="#">NP_055561.2</a>
<b>Positive control</b>	Rat brain tissue lysate, HeLa whole cell lysate ( <a href="#">ab150035</a> ), RNF144A transfected 293T cell lysate and HeLa cell
<b>General notes</b>	<p>The Life Science industry has been in the grips of a reproducibility crisis for a number of years. Abcam is leading the way in addressing this with our range of recombinant monoclonal antibodies and knockout edited cell lines for gold-standard validation. Please check that this product meets your needs before purchasing.</p> <p>If you have any questions, special requirements or concerns, please send us an inquiry and/or contact our Support team ahead of purchase. Recommended alternatives for this product can be found below, along with publications, customer reviews and Q&amp;As</p>

### Properties

---

<b>Form</b>	Liquid
<b>Storage instructions</b>	Shipped at 4°C. Upon delivery aliquot and store at -20°C or -80°C. Avoid repeated freeze / thaw cycles.
<b>Storage buffer</b>	pH: 7.40 Constituent: 100% PBS
<b>Purity</b>	Protein A purified
<b>Clonality</b>	Polyclonal
<b>Isotype</b>	IgG

## Applications

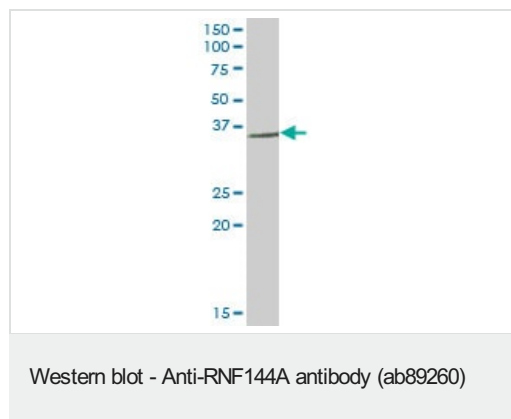
**The Abpromise guarantee** Our **Abpromise guarantee** covers the use of ab89260 in the following tested applications. The application notes include recommended starting dilutions; optimal dilutions/concentrations should be determined by the end user.

Application	Abreviews	Notes
ICC/IF		Use a concentration of 10 µg/ml.
WB		Use a concentration of 1 - 5 µg/ml. Predicted molecular weight: 33 kDa.

## Target

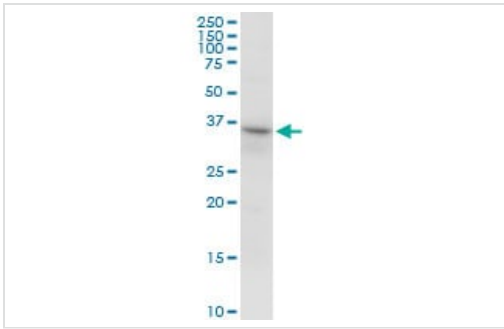
<b>Function</b>	E3 ubiquitin-protein ligase which accepts ubiquitin from E2 ubiquitin-conjugating enzymes UBE2L3 and UBE2L6 in the form of a thioester and then directly transfers the ubiquitin to targeted substrates.
<b>Pathway</b>	Protein modification; protein ubiquitination.
<b>Sequence similarities</b>	Belongs to the RBR family. RNF144 subfamily. Contains 1 IBR-type zinc finger. Contains 2 RING-type zinc fingers.
<b>Cellular localization</b>	Membrane.

## Images



Anti-RNF144A antibody (ab89260) at 5 µg/ml + Rat brain tissue lysate at 50 µg

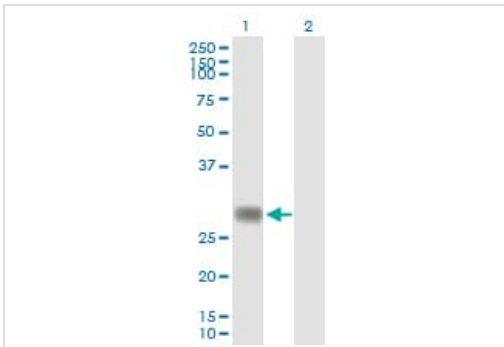
**Predicted band size: 33 kDa**



Western blot - Anti-RNF144A antibody (ab89260)

Anti-RNF144A antibody (ab89260) at 5 µg/ml + HeLa cell lysate at 50 µg

**Predicted band size:** 33 kDa



Western blot - Anti-RNF144A antibody (ab89260)

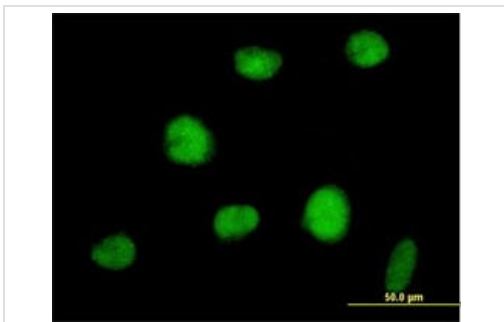
**All lanes :** Anti-RNF144A antibody (ab89260) at 5 µg/ml

**Lane 1 :** RNF144A transfected 293T cell lysate

**Lane 2 :** Non-transfected lysate

Lysates/proteins at 50 µg per lane.

**Predicted band size:** 33 kDa



Immunocytochemistry/ Immunofluorescence - Anti-RNF144A antibody (ab89260)

ab89260 at 10µg/ml staining RNF144A on HeLa cell by immunofluorescence

**Please note:** All products are "FOR RESEARCH USE ONLY. NOT FOR USE IN DIAGNOSTIC PROCEDURES"

### Our Abpromise to you: Quality guaranteed and expert technical support

- Replacement or refund for products not performing as stated on the datasheet
- Valid for 12 months from date of delivery
- Response to your inquiry within 24 hours
- We provide support in Chinese, English, French, German, Japanese and Spanish
- Extensive multi-media technical resources to help you
- We investigate all quality concerns to ensure our products perform to the highest standards

If the product does not perform as described on this datasheet, we will offer a refund or replacement. For full details of the Abpromise, please visit <https://www.abcam.com/abpromise> or contact our technical team.

### **Terms and conditions**

---

- Guarantee only valid for products bought direct from Abcam or one of our authorized distributors