

Product datasheet

Anti-Smac/Diablo antibody ab8114

[9 References](#) [4 Images](#)

Overview

Product name	Anti-Smac/Diablo antibody
Description	Rabbit polyclonal to Smac/Diablo
Host species	Rabbit
Tested applications	Suitable for: IHC-P, WB
Species reactivity	Reacts with: Mouse, Human
Immunogen	Peptide (EERAESEQEAYLRD) corresponding to amino acids 225 to 239 of human Smac/DIABLO (1). Run BLAST with Run BLAST with

General notes

The Life Science industry has been in the grips of a reproducibility crisis for a number of years. Abcam is leading the way in addressing this with our range of recombinant monoclonal antibodies and knockout edited cell lines for gold-standard validation. Please check that this product meets your needs before purchasing.

If you have any questions, special requirements or concerns, please send us an inquiry and/or contact our Support team ahead of purchase. Recommended alternatives for this product can be found below, along with publications, customer reviews and Q&As

Properties

Form	Liquid
Storage instructions	Shipped at 4°C. Store at +4°C short term (1-2 weeks). Upon delivery aliquot. Store at -20°C. Avoid freeze / thaw cycle. Stable for 12 months at -20°C.
Storage buffer	pH: 7.2 Preservative: 0.02% Sodium azide
Purity	DEAE-Chromatography
Clonality	Polyclonal
Isotype	IgG

Applications

The Abpromise guarantee

Our **Abpromise guarantee** covers the use of ab8114 in the following tested applications.

The application notes include recommended starting dilutions; optimal dilutions/concentrations should be determined by the end user.

Application	Abreviews	Notes
IHC-P		Use a concentration of 5 µg/ml.
WB		Use a concentration of 0.5 - 1 µg/ml. Predicted molecular weight: 25 kDa.

Target

Function

Promotes apoptosis by activating caspases in the cytochrome c/Apaf-1/caspase-9 pathway. Acts by opposing the inhibitory activity of inhibitor of apoptosis proteins (IAP).

Tissue specificity

Ubiquitously expressed with highest expression in testis. Expression is also high in heart, liver, kidney, spleen, prostate and ovary. Low in brain, lung, thymus and peripheral blood leukocytes.

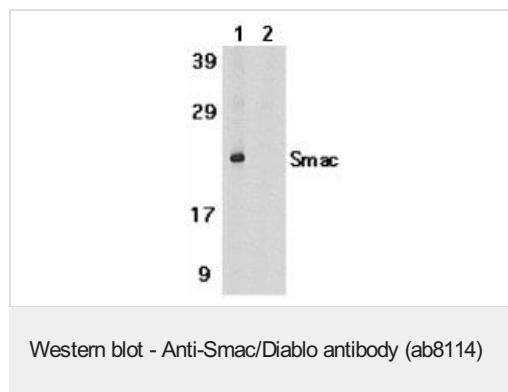
Domain

The mature N-terminus mediates interaction with XIAP.

Cellular localization

Mitochondrion. Released into the cytosol when cells undergo apoptosis.

Images



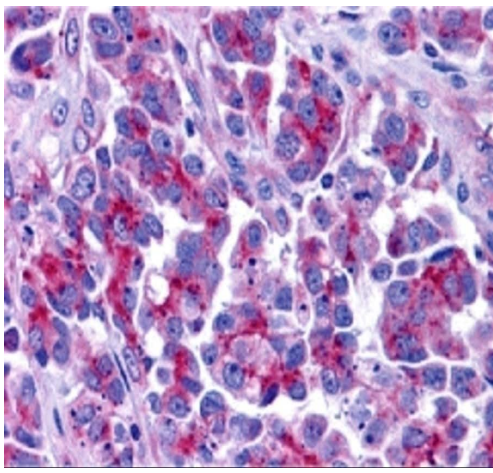
All lanes : Anti-Smac/Diablo antibody (ab8114) at 1 µg/ml

Lane 1 : human heart tissue lysate with absence of blocking peptide

Lane 2 : human heart tissue lysate with Smac / Diablo peptide ([ab8380](#))

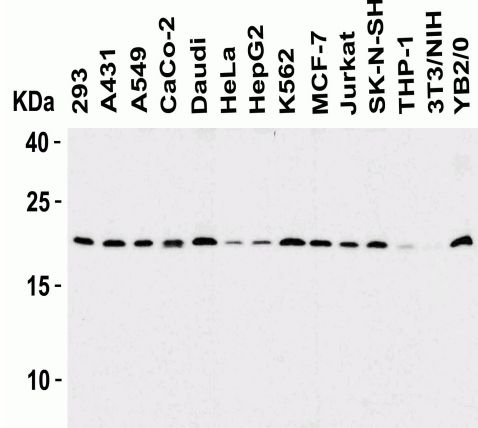
Predicted band size: 25 kDa

Observed band size: 25 kDa



Immunohistochemistry (Formalin/PFA-fixed paraffin-embedded sections) - Anti-Smac/Diablo antibody (ab8114)

Immunohistochemical analysis of paraffin-embedded human ovary tissue with ab8114 at 5 µg/mL. Sections were fixed with formaldehyde and blocked with 10% serum for 1 h at RT; antigen retrieval was by heat mediation with a citrate buffer (pH6). Samples were incubated with primary antibody overnight at 4°C. A goat anti-rabbit IgG H&L (HRP) at 1/250 was used as secondary. Counter stained with Hematoxylin.

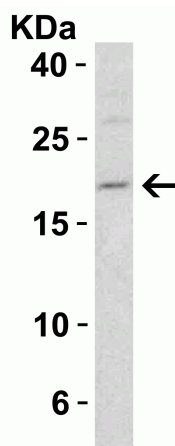


Western blot - Anti-Smac/Diablo antibody (ab8114)

All lanes : Anti-Smac / Diablo antibody (ab8114) at 1 µg/mL, 1h incubation at RT in 5% NFM/TBST.

Loading: 15 µg of lysates per lane.

Secondary: Goat anti-rabbit IgG HRP conjugate at 1/10000 dilution.



Western blot - Anti-Smac/Diablo antibody (ab8114)

Anti-Smac/Diablo antibody (ab8114) at 1 µg/ml + NIH3T3 cell lysate at 15 µg

Secondary

Goat anti-rabbit IgG HRP conjugate at 1/10000 dilution

Predicted band size: 25 kDa

Our Abpromise to you: Quality guaranteed and expert technical support

- Replacement or refund for products not performing as stated on the datasheet
- Valid for 12 months from date of delivery
- Response to your inquiry within 24 hours

- We provide support in Chinese, English, French, German, Japanese and Spanish
- Extensive multi-media technical resources to help you
- We investigate all quality concerns to ensure our products perform to the highest standards

If the product does not perform as described on this datasheet, we will offer a refund or replacement. For full details of the Abpromise, please visit <https://www.abcam.com/abpromise> or contact our technical team.

Terms and conditions

- Guarantee only valid for products bought direct from Abcam or one of our authorized distributors