



Product datasheet

Anti-Sodium/Hydrogen Exchanger 3/NHE-3 antibody ab95299

[1 Abreviews](#) [5 References](#) [2 Images](#)

Overview

Product name	Anti-Sodium/Hydrogen Exchanger 3/NHE-3 antibody
Description	Rabbit polyclonal to Sodium/Hydrogen Exchanger 3/NHE-3
Host species	Rabbit
Tested applications	Suitable for: WB, IHC-P
Species reactivity	Reacts with: Rat
Immunogen	Synthetic peptide corresponding to Rat Sodium/Hydrogen Exchanger 3/NHE-3 aa 809-831 (C terminal). Sequence: DSFLQADGP EEQLQPASPESTM Database link: NP_036786 <div>  Run BLAST with  Run BLAST with </div>
Positive control	Rat kidney tissue lysate. IHC-P: rat colon tissue.
General notes	<p>The Life Science industry has been in the grips of a reproducibility crisis for a number of years. Abcam is leading the way in addressing this with our range of recombinant monoclonal antibodies and knockout edited cell lines for gold-standard validation. Please check that this product meets your needs before purchasing.</p> <p>If you have any questions, special requirements or concerns, please send us an inquiry and/or contact our Support team ahead of purchase. Recommended alternatives for this product can be found below, along with publications, customer reviews and Q&As</p>

Properties

Form	Liquid
Storage instructions	Shipped at 4°C. Store at -20°C. Stable for 12 months at -20°C.
Storage buffer	Preservative: 0.09% Sodium azide Constituents: 50% Glycerol (glycerin, glycerine), PBS
Purity	Immunogen affinity purified
Clonality	Polyclonal

Isotype

IgG

Applications

The Abpromise guarantee

Our **Abpromise guarantee** covers the use of ab95299 in the following tested applications.

The application notes include recommended starting dilutions; optimal dilutions/concentrations should be determined by the end user.

Application	Abreviews	Notes
WB		1/1000. Detects a band of approximately 84 kDa (predicted molecular weight: 93 kDa).
IHC-P		1/25.

Target

Function

Involved in pH regulation to eliminate acids generated by active metabolism or to counter adverse environmental conditions. Major proton extruding system driven by the inward sodium ion chemical gradient. Plays an important role in signal transduction.

Sequence similarities

Belongs to the monovalent cation:proton antiporter 1 (CPA1) transporter (TC 2.A.36) family.

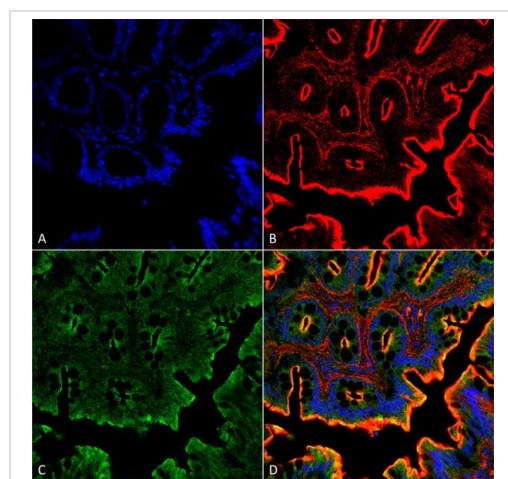
Post-translational modifications

Phosphorylated by PKA, which inhibits activity.

Cellular localization

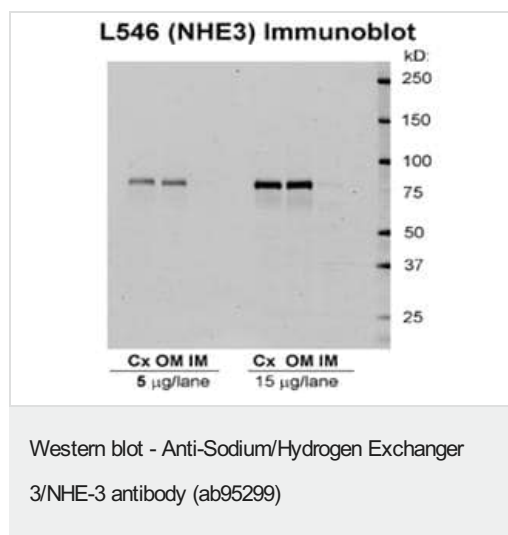
Membrane. In intestinal epithelial cells, localizes to the ileal brush border.

Images



Immunohistochemical analysis of paraffin-embedded formalin fixed (4%) rat colon tissue labelling Exchange 3/NHE-3 with ab95299 at 1/25 dilution, followed by secondary antibody Goat Anti-Rabbit IgG (Alexa Fluor 488) (Green). Membrane and secretory staining on rat colon tissue is observed. Counter stained with Actin-binding Phalloidin-Alexa Fluor 633; DAPI (blue) nuclear stain. (A) DAPI (blue) nuclear stain. (B) Phalloidin Alex Fluor 633 (Red) F-Actin stain. (C) Exchange 3/NHE-3 Antibody (D) Composite image.

Immunohistochemistry (Formalin/PFA-fixed paraffin-embedded sections) - Anti-Sodium/Hydrogen Exchanger 3/NHE-3 antibody (ab95299)



Western blot detection of Sodium/Hydrogen Exchanger 3 / NHE-3 in Rat kidney tissues using ab95299 at 1:1000 dilution.

Please note: All products are "FOR RESEARCH USE ONLY. NOT FOR USE IN DIAGNOSTIC PROCEDURES"

Our Abpromise to you: Quality guaranteed and expert technical support

- Replacement or refund for products not performing as stated on the datasheet
- Valid for 12 months from date of delivery
- Response to your inquiry within 24 hours
- We provide support in Chinese, English, French, German, Japanese and Spanish
- Extensive multi-media technical resources to help you
- We investigate all quality concerns to ensure our products perform to the highest standards

If the product does not perform as described on this datasheet, we will offer a refund or replacement. For full details of the Abpromise, please visit <https://www.abcam.com/abpromise> or contact our technical team.

Terms and conditions

- Guarantee only valid for products bought direct from Abcam or one of our authorized distributors