



## Product datasheet

### Anti-Somatostatin antibody [7G5] ab140665

★ ★ ★ ★ ★ [2 Abreviews](#) [2 References](#) [4 Images](#)

#### Overview

<b>Product name</b>	Anti-Somatostatin antibody [7G5]
<b>Description</b>	Mouse monoclonal [7G5] to Somatostatin
<b>Host species</b>	Mouse
<b>Tested applications</b>	<b>Suitable for:</b> WB, IHC-P, Flow Cyt
<b>Species reactivity</b>	<b>Reacts with:</b> Human, Recombinant fragment
<b>Immunogen</b>	Recombinant full length protein corresponding to Human Somatostatin aa 1 to the C-terminus. Expressed in E. coli Database link: <a href="#">P61278</a>
	 <a href="#">Run BLAST with</a>  <a href="#">Run BLAST with</a>
<b>Positive control</b>	Recombinant Human Somatostatin protein; Human HepG2 cell lysate; Human lung cancer and pancreas tissues.
<b>General notes</b>	<p>The Life Science industry has been in the grips of a reproducibility crisis for a number of years. Abcam is leading the way in addressing this with our range of recombinant monoclonal antibodies and knockout edited cell lines for gold-standard validation. Please check that this product meets your needs before purchasing.</p> <p>If you have any questions, special requirements or concerns, please send us an inquiry and/or contact our Support team ahead of purchase. Recommended alternatives for this product can be found below, along with publications, customer reviews and Q&amp;As</p>

#### Properties

<b>Form</b>	Liquid
<b>Storage instructions</b>	Shipped at 4°C. Store at +4°C short term (1-2 weeks). Store at -20°C long term.
<b>Storage buffer</b>	Preservative: 0.05% Sodium azide Constituent: 99% PBS
<b>Purity</b>	Protein G purified
<b>Purification notes</b>	Purified from tissue culture supernatant.
<b>Clonality</b>	Monoclonal
<b>Clone number</b>	7G5
<b>Isotype</b>	IgG1

## Applications

### The Abpromise guarantee

Our [Abpromise guarantee](#) covers the use of ab140665 in the following tested applications.

The application notes include recommended starting dilutions; optimal dilutions/concentrations should be determined by the end user.

Application	Abreviews	Notes
WB		1/500 - 1/2000. Predicted molecular weight: 13 kDa.
IHC-P	★ ★ ★ ★ ★ (2)	1/200 - 1/1000.
Flow Cyt		1/200 - 1/400. <b>ab170190</b> - Mouse monoclonal IgG1, is suitable for use as an isotype control with this antibody.

## Target

### Function

Somatostatin inhibits the release of somatotropin.

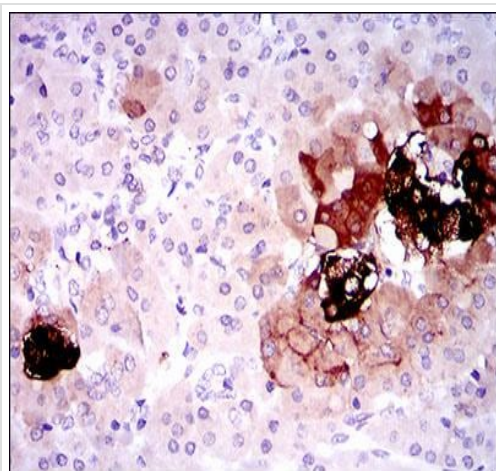
### Sequence similarities

Belongs to the somatostatin family.

### Cellular localization

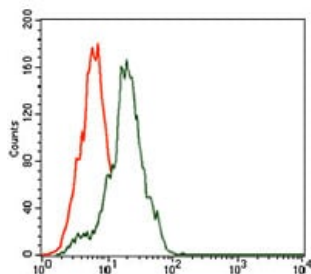
Secreted.

## Images



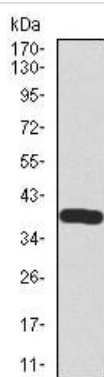
Immunohistochemical analysis of paraffin-embedded Human pancreas tissue labeling Somatostatin with ab140665 at a 1/200 dilution followed by DAB staining.

Immunohistochemistry (Formalin/PFA-fixed paraffin-embedded sections) - Anti-Somatostatin antibody [7G5] (ab140665)



Flow cytometric analysis of HepG2 cells labelling Somatostatin with ab140665 at 1/200 dilution (green); negative control (red).

Flow Cytometry - Anti-Somatostatin antibody [7G5]  
(ab140665)

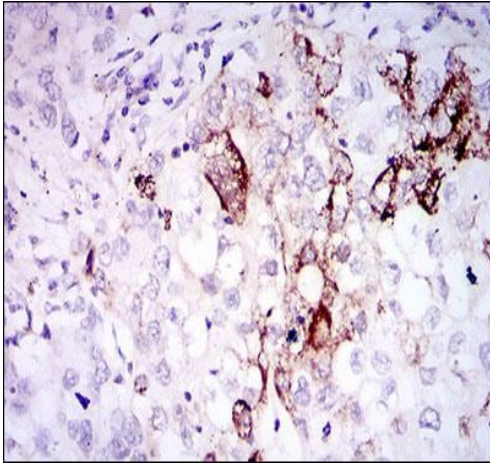


Anti-Somatostatin antibody [7G5] (ab140665) at 1/500 dilution +  
Somatostatin recombinant protein

**Predicted band size:** 13 kDa

Expected MW is 38.2 kDa.

Western blot - Anti-Somatostatin antibody [7G5]  
(ab140665)



Immunohistochemical analysis of paraffin-embedded Human lung cancer tissue labeling Somatostatin with ab140665 at a 1/200 dilution followed by DAB staining.

Immunohistochemistry (Formalin/PFA-fixed paraffin-embedded sections) - Anti-Somatostatin antibody [7G5] (ab140665)

**Please note:** All products are "FOR RESEARCH USE ONLY. NOT FOR USE IN DIAGNOSTIC PROCEDURES"

#### Our Abpromise to you: Quality guaranteed and expert technical support

---

- Replacement or refund for products not performing as stated on the datasheet
- Valid for 12 months from date of delivery
- Response to your inquiry within 24 hours
- We provide support in Chinese, English, French, German, Japanese and Spanish
- Extensive multi-media technical resources to help you
- We investigate all quality concerns to ensure our products perform to the highest standards

If the product does not perform as described on this datasheet, we will offer a refund or replacement. For full details of the Abpromise, please visit <https://www.abcam.com/abpromise> or contact our technical team.

#### Terms and conditions

---

- Guarantee only valid for products bought direct from Abcam or one of our authorized distributors