



Anti-StAR antibody ab180804

[2 References](#) [2 Images](#)

Overview

Product name	Anti-StAR antibody
Description	Rabbit polyclonal to StAR
Host species	Rabbit
Tested applications	Suitable for: WB, IHC-P
Species reactivity	Reacts with: Human
Immunogen	<p>Recombinant full length protein corresponding to Human StAR aa 64-285. Mature form.</p> <p>Sequence:</p> <p>EETLYSD QELAYLQQGE EAMQKALGIL SNQEGWKKES QQDNGDKVMS KVVDPVGKVF RLEVVDQPM ERLYEELVER MEAMGEWNPN VKEIKVLQKI GKDTFITHEL AAEEAGNLVG PRDFVSVRCA KRRGSTCVLA GMATDFGNMP EQKGVIRAEH GPTCMVLHPL AGSPSKTKLT WLLSIDLKGW LPKSIINQVL SQTQVDFANH LRKRLESHA SEARC</p> <p>Database link: P49675</p> <div>  Run BLAST with  Run BLAST with </div>
Positive control	SK-BR-3 cell lysate
General notes	<p>The Life Science industry has been in the grips of a reproducibility crisis for a number of years. Abcam is leading the way in addressing this with our range of recombinant monoclonal antibodies and knockout edited cell lines for gold-standard validation. Please check that this product meets your needs before purchasing.</p> <p>If you have any questions, special requirements or concerns, please send us an inquiry and/or contact our Support team ahead of purchase. Recommended alternatives for this product can be found below, along with publications, customer reviews and Q&As</p>

Properties

Form	Liquid
Storage instructions	Shipped at 4°C. Store at +4°C short term (1-2 weeks). Upon delivery aliquot. Store at -20°C long term. Avoid freeze / thaw cycle.
Storage buffer	pH: 7.30

	Preservative: 0.02% Sodium azide
	Constituents: 50% Glycerol, 49% PBS
Purity	Immunogen affinity purified
Clonality	Polyclonal
Isotype	IgG

Applications

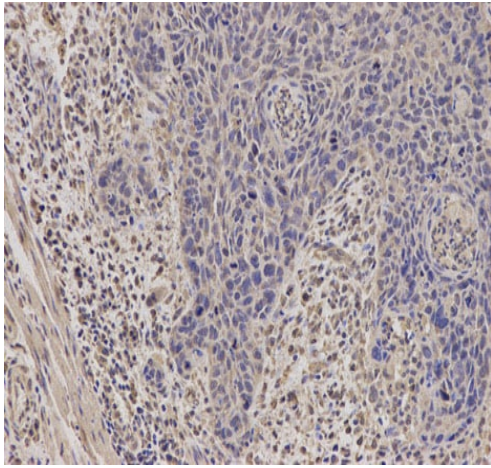
The Abpromise guarantee Our **Abpromise guarantee** covers the use of ab180804 in the following tested applications. The application notes include recommended starting dilutions; optimal dilutions/concentrations should be determined by the end user.

Application	Abreviews	Notes
WB		1/50 - 1/200. Predicted molecular weight: 32 kDa.
IHC-P		1/500 - 1/2000. ab171870 - Rabbit polyclonal IgG, is suitable for use as an isotype control with this antibody.

Target

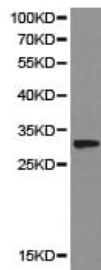
Function	Plays a key role in steroid hormone synthesis by enhancing the metabolism of cholesterol into pregnenolone. Mediates the transfer of cholesterol from the outer mitochondrial membrane to the inner mitochondrial membrane where it is cleaved to pregnenolone.
Tissue specificity	Expressed in gonads, adrenal cortex and kidney.
Pathway	Steroid metabolism; cholesterol metabolism.
Involvement in disease	Defects in STAR are the cause of adrenal hyperplasia type 1 (AH1) [MIM:201710]. The most severe form of adrenal hyperplasia. It is a condition characterized by onset of profound adrenocortical insufficiency shortly after birth, hyperpigmentation reflecting increased production of pro-opiomelanocortin, elevated plasma renin activity as a consequence of reduced aldosterone synthesis, and male pseudohermaphroditism resulting from deficient fetal testicular testosterone synthesis. Affected individuals are phenotypic females irrespective of gonadal sex, and frequently die in infancy if mineralocorticoid and glucocorticoid replacement are not instituted.
Sequence similarities	Contains 1 START domain.
Cellular localization	Mitochondrion.

Images



Immunohistochemistry (Formalin/PFA-fixed paraffin-embedded sections) analysis of human esophageal cancer tissue labelling StAR with ab180804 at 1/100. Magnification: 200x.

Immunohistochemistry (Formalin/PFA-fixed paraffin-embedded sections) - Anti-StAR antibody (ab180804)



Anti-StAR antibody (ab180804) at 1/500 dilution + SK-BR-3 cell lysate

Predicted band size: 32 kDa

Western blot - Anti-StAR antibody (ab180804)

Please note: All products are "FOR RESEARCH USE ONLY. NOT FOR USE IN DIAGNOSTIC PROCEDURES"

Our Abpromise to you: Quality guaranteed and expert technical support

- Replacement or refund for products not performing as stated on the datasheet
- Valid for 12 months from date of delivery
- Response to your inquiry within 24 hours
- We provide support in Chinese, English, French, German, Japanese and Spanish
- Extensive multi-media technical resources to help you
- We investigate all quality concerns to ensure our products perform to the highest standards

If the product does not perform as described on this datasheet, we will offer a refund or replacement. For full details of the Abpromise, please visit <https://www.abcam.com/abpromise> or contact our technical team.

Terms and conditions

- Guarantee only valid for products bought direct from Abcam or one of our authorized distributors