

Product datasheet

Anti-STEAP4 antibody ab113230

[3 Images](#)

Overview

Product name	Anti-STEAP4 antibody
Description	Rabbit polyclonal to STEAP4
Host species	Rabbit
Tested applications	Suitable for: IHC-P, ICC/IF
Species reactivity	Reacts with: Human
Immunogen	Synthetic peptide conjugated to KLH from Human STEAP4.
Positive control	Human Liver and Skin tissues; HeLa cells.
General notes	<p>The Life Science industry has been in the grips of a reproducibility crisis for a number of years. Abcam is leading the way in addressing this with our range of recombinant monoclonal antibodies and knockout edited cell lines for gold-standard validation. Please check that this product meets your needs before purchasing.</p> <p>If you have any questions, special requirements or concerns, please send us an inquiry and/or contact our Support team ahead of purchase. Recommended alternatives for this product can be found below, along with publications, customer reviews and Q&As</p>

Properties

Form	Liquid
Storage instructions	Shipped at 4°C. Store at -20°C. Stable for 12 months at -20°C.
Storage buffer	<p>pH: 7.40</p> <p>Preservative: 0.02% Sodium azide</p> <p>Constituents: 49% PBS, 0.88% Sodium chloride, 50% Glycerol (glycerin, glycerine)</p> <p>PBS (without Mg²⁺, Ca²⁺)</p>
Purity	Protein A purified
Clonality	Polyclonal
Isotype	IgG

Applications

The Abpromise guarantee

Our **Abpromise guarantee** covers the use of ab113230 in the following tested applications.

The application notes include recommended starting dilutions; optimal dilutions/concentrations should be determined by the end user.

Application	Abreviews	Notes
IHC-P		Use a concentration of 10 µg/ml.
ICC/IF		1/100 - 1/500.

Target

Function

Metalloreductase that has the ability to reduce both Fe(3+) to Fe(2+) and Cu(2+) to Cu(1+). Uses NAD(+) as acceptor. Play a role in systemic metabolic homeostasis, integrating inflammatory and metabolic responses (By similarity). Associated with obesity and insulin-resistance. Involved in inflammatory arthritis, through the regulation of inflammatory cytokines. Inhibits anchorage-independent cell proliferation.

Tissue specificity

Ubiquitous. Highly expressed in adipose tissue. Expressed in placenta, lung, heart and prostate. Detected at lower levels in liver, skeletal muscle, pancreas, testis and small intestine. Highly expressed in joints of patients with rheumatoid arthritis and localized with CD68 cells, a marker for macrophages.

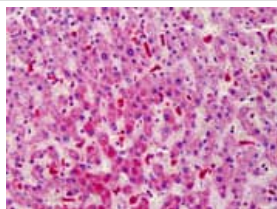
Sequence similarities

Belongs to the STEAP family.
Contains 1 ferric oxidoreductase domain.

Cellular localization

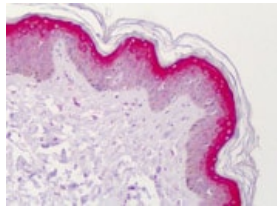
Cell membrane. Golgi apparatus membrane.

Images



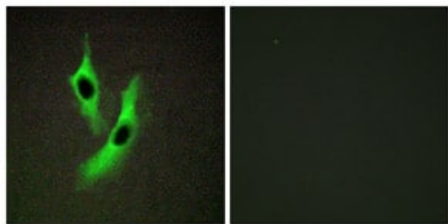
ab113230, at 10µg/ml, staining STEAP4 in Formalin-fixed, Paraffin-embedded Human Liver tissue by Immunohistochemistry.

Immunohistochemistry (Formalin/PFA-fixed paraffin-embedded sections) - Anti-STEAP4 antibody (ab113230)



Immunohistochemistry (Formalin/PFA-fixed paraffin-embedded sections) - Anti-STEAP4 antibody (ab113230)

ab113230, at 10µg/ml, staining STEAP4 in Formalin-fixed, Paraffin-embedded Human Skin tissue by Immunohistochemistry.



Immunocytochemistry/ Immunofluorescence - Anti-STEAP4 antibody (ab113230)

ab113230 at 1/100 dilution staining STEAP4 in HeLa cells by Immunofluorescence. The image on the right is treated with the synthesized peptide.

Please note: All products are "FOR RESEARCH USE ONLY. NOT FOR USE IN DIAGNOSTIC PROCEDURES"

Our Abpromise to you: Quality guaranteed and expert technical support

- Replacement or refund for products not performing as stated on the datasheet
- Valid for 12 months from date of delivery
- Response to your inquiry within 24 hours
- We provide support in Chinese, English, French, German, Japanese and Spanish
- Extensive multi-media technical resources to help you
- We investigate all quality concerns to ensure our products perform to the highest standards

If the product does not perform as described on this datasheet, we will offer a refund or replacement. For full details of the Abpromise, please visit <https://www.abcam.com/abpromise> or contact our technical team.

Terms and conditions

- Guarantee only valid for products bought direct from Abcam or one of our authorized distributors