



Product datasheet

Anti-Streptococcal Pyrogenic Exotoxin B antibody ab225941

1 Image

Overview

Product name	Anti-Streptococcal Pyrogenic Exotoxin B antibody
Description	Rabbit polyclonal to Streptococcal Pyrogenic Exotoxin B
Host species	Rabbit
Tested applications	Suitable for: WB
Species reactivity	Reacts with: Streptococcus pyogenes
Immunogen	Recombinant full length protein corresponding to Streptococcus pyogenes Streptococcal Pyrogenic Exotoxin B aa 100 to the C-terminus. Database link: Q48R29
	<div>  Run BLAST with  Run BLAST with </div>
Positive control	WB: Recombinant Streptococcus pyogenes serotype M28 Streptopain protein.
General notes	<p>The Life Science industry has been in the grips of a reproducibility crisis for a number of years. Abcam is leading the way in addressing this with our range of recombinant monoclonal antibodies and knockout edited cell lines for gold-standard validation. Please check that this product meets your needs before purchasing.</p> <p>If you have any questions, special requirements or concerns, please send us an inquiry and/or contact our Support team ahead of purchase. Recommended alternatives for this product can be found below, along with publications, customer reviews and Q&As</p>

Properties

Form	Liquid
Storage instructions	Shipped at 4°C. Store at +4°C short term (1-2 weeks). Upon delivery aliquot. Store at -20°C long term. Avoid freeze / thaw cycle.
Storage buffer	pH: 7.40 Preservative: 0.03% Proclin 300 Constituents: 50% Glycerol (glycerin, glycerine), PBS
Purity	Protein G purified
Purification notes	Purity >95%.
Clonality	Polyclonal

Isotype

IgG

Applications

The Abpromise guarantee

Our **Abpromise guarantee** covers the use of ab225941 in the following tested applications.

The application notes include recommended starting dilutions; optimal dilutions/concentrations should be determined by the end user.

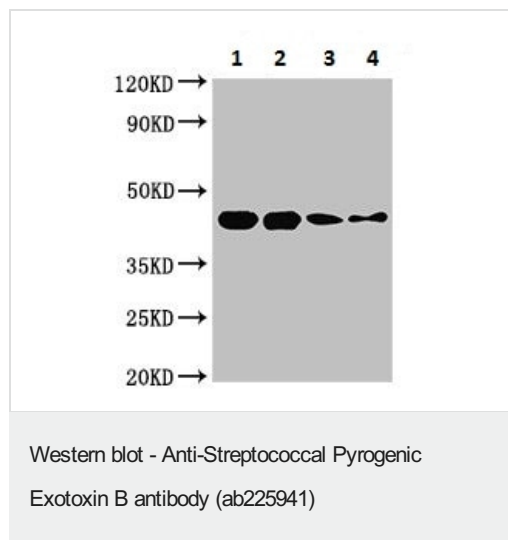
Application	Abreviews	Notes
WB		1/500 - 1/5000. Detects a band of approximately 44 kDa (predicted molecular weight: 44 kDa).

Target

Relevance

Streptococcal Pyrogenic Exotoxin B (SpeB) has cysteine-type peptidase activity.

Images



All lanes : Anti-Streptococcal Pyrogenic Exotoxin B antibody (ab225941) at 1/500 dilution

Lane 1 : Recombinant Streptococcus pyogenes serotype M28 Streptopain protein at 0.08 µg

Lane 2 : Recombinant Streptococcus pyogenes serotype M28 Streptopain protein at 0.04 µg

Lane 3 : Recombinant Streptococcus pyogenes serotype M28 Streptopain protein at 0.02 µg

Lane 4 : Recombinant Streptococcus pyogenes serotype M28 Streptopain protein at 0.01 µg

Secondary

All lanes : Goat polyclonal to rabbit IgG at 1/50000 dilution

Predicted band size: 44 kDa

Observed band size: 44 kDa

Please note: All products are "FOR RESEARCH USE ONLY. NOT FOR USE IN DIAGNOSTIC PROCEDURES"

Our Abpromise to you: Quality guaranteed and expert technical support

- Replacement or refund for products not performing as stated on the datasheet
- Valid for 12 months from date of delivery

- Response to your inquiry within 24 hours
- We provide support in Chinese, English, French, German, Japanese and Spanish
- Extensive multi-media technical resources to help you
- We investigate all quality concerns to ensure our products perform to the highest standards

If the product does not perform as described on this datasheet, we will offer a refund or replacement. For full details of the Abpromise, please visit <https://www.abcam.com/abpromise> or contact our technical team.

Terms and conditions

- Guarantee only valid for products bought direct from Abcam or one of our authorized distributors