




Product datasheet

Anti-TGIF antibody ab220965

[1 References](#) [2 Images](#)

Overview

Product name	Anti-TGIF antibody
Description	Rabbit polyclonal to TGIF
Host species	Rabbit
Tested applications	Suitable for: WB, ICC/IF
Species reactivity	Reacts with: Human Predicted to work with: Chimpanzee 
Immunogen	Recombinant fragment corresponding to Human TGIF aa 250-400. Numbering is from isoform 1; the sequence also occurs in isoforms 2, 3 and 4. Database link: Q15583  Run BLAST with  Run BLAST with
Positive control	RT4 cell line; A549 cells
General notes	Gently mix before use. Optimal concentrations and conditions for each application should be determined by the user. The Life Science industry has been in the grips of a reproducibility crisis for a number of years. Abcam is leading the way in addressing this with our range of recombinant monoclonal antibodies and knockout edited cell lines for gold-standard validation. Please check that this product meets your needs before purchasing. If you have any questions, special requirements or concerns, please send us an inquiry and/or contact our Support team ahead of purchase. Recommended alternatives for this product can be found below, along with publications, customer reviews and Q&As

Properties

Form	Liquid
Storage instructions	Shipped at 4°C. Store at +4°C short term (1-2 weeks). Upon delivery aliquot. Store at -20°C long term. Avoid freeze / thaw cycle.
Storage buffer	pH: 7.20 Preservative: 0.02% Sodium azide Constituents: 40% Glycerol (glycerin, glycerine), 59% PBS
Purity	Immunogen affinity purified
Clonality	Polyclonal

Isotype

IgG

Applications

The Abpromise guarantee

Our **Abpromise guarantee** covers the use of ab220965 in the following tested applications.

The application notes include recommended starting dilutions; optimal dilutions/concentrations should be determined by the end user.

Application	Abreviews	Notes
WB		Use a concentration of 0.04 - 0.4 µg/ml. Predicted molecular weight: 43 kDa.
ICC/IF		Use a concentration of 0.25 - 2 µg/ml. Fixation/Permeabilization: PFA/Triton X-100.

Target

Function

Binds to a retinoid X receptor (RXR) responsive element from the cellular retinol-binding protein II promoter (CRBP II-RXRE). Inhibits the 9-cis-retinoic acid-dependent RXR alpha transcription activation of the retinoic acid responsive element. Active transcriptional corepressor of SMAD2. Links the nodal signaling pathway to the bifurcation of the forebrain and the establishment of ventral midline structures. May participate in the transmission of nuclear signals during development and in the adult, as illustrated by the down-modulation of the RXR alpha activities.

Involvement in disease

Holoprosencephaly 4

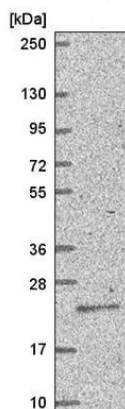
Sequence similarities

Belongs to the TALE/TGIF homeobox family.
Contains 1 homeobox DNA-binding domain.

Cellular localization

Nucleus.

Images

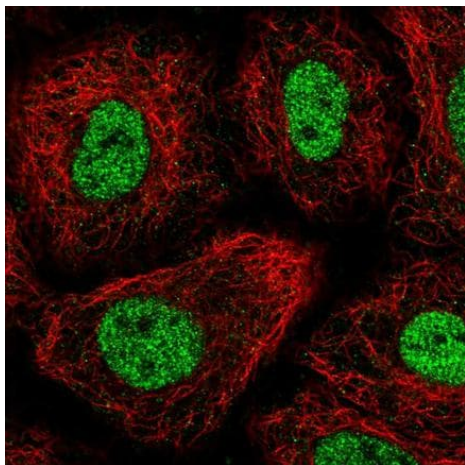


Western blot - Anti-TGIF antibody (ab220965)

Anti-TGIF antibody (ab220965) at 1/100 dilution + RT4 cell extract

Developed using the ECL technique.

Predicted band size: 43 kDa



Immunocytochemistry/ Immunofluorescence - Anti-TGIF antibody (ab220965)

Immunofluorescent analysis of PFA-fixed, Triton X-100 permeabilized A549 cells labeling TGIF with ab220965 at 4 µg/ml. Antibody staining is shown in green.

Please note: All products are "FOR RESEARCH USE ONLY. NOT FOR USE IN DIAGNOSTIC PROCEDURES"

Our Abpromise to you: Quality guaranteed and expert technical support

- Replacement or refund for products not performing as stated on the datasheet
- Valid for 12 months from date of delivery
- Response to your inquiry within 24 hours
- We provide support in Chinese, English, French, German, Japanese and Spanish
- Extensive multi-media technical resources to help you
- We investigate all quality concerns to ensure our products perform to the highest standards

If the product does not perform as described on this datasheet, we will offer a refund or replacement. For full details of the Abpromise, please visit <https://www.abcam.com/abpromise> or contact our technical team.

Terms and conditions

- Guarantee only valid for products bought direct from Abcam or one of our authorized distributors