


Product datasheet

Anti-Tm9sf3 antibody ab150587

[2 Images](#)

Overview

Product name	Anti-Tm9sf3 antibody
Description	Rabbit polyclonal to Tm9sf3
Host species	Rabbit
Specificity	BLAST analysis of the peptide immunogen showed no homology with other Human proteins.
Tested applications	Suitable for: IHC-P
Species reactivity	Reacts with: Human Predicted to work with: Mouse, Rat, Rabbit, Horse, Chicken, Guinea pig, Cow, Dog, Turkey, Pig, Xenopus laevis, Lizard, Zebrafish, Gorilla, Opossum, Common marmoset, Orangutan, Zebra finch, Bat, Platypus, Elephant 
Immunogen	Synthetic 15 amino acid peptide from the internal region of Human Tm9sf3.
Positive control	Human Skin sebaceous gland and prostate tissue.
General notes	<p>The Life Science industry has been in the grips of a reproducibility crisis for a number of years. Abcam is leading the way in addressing this with our range of recombinant monoclonal antibodies and knockout edited cell lines for gold-standard validation. Please check that this product meets your needs before purchasing.</p> <p>If you have any questions, special requirements or concerns, please send us an inquiry and/or contact our Support team ahead of purchase. Recommended alternatives for this product can be found below, along with publications, customer reviews and Q&As</p>

Properties

Form	Liquid
Storage instructions	Shipped at 4°C.
Storage buffer	pH: 7.4 Preservative: 0.1% Sodium azide Constituent: 99% PBS
Purity	Immunogen affinity purified
Clonality	Polyclonal
Isotype	IgG

Applications

The Abpromise guarantee

Our **Abpromise guarantee** covers the use of ab150587 in the following tested applications.

The application notes include recommended starting dilutions; optimal dilutions/concentrations should be determined by the end user.

Application	Abreviews	Notes
IHC-P		Use a concentration of 10 µg/ml.

Target

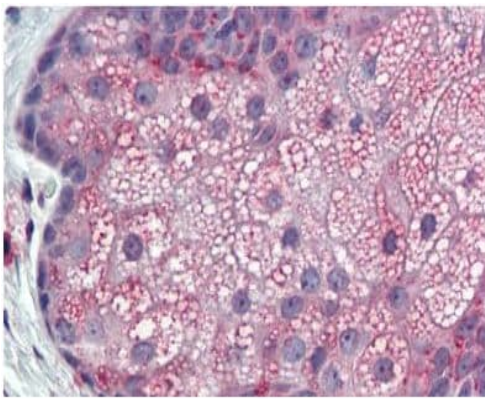
Sequence similarities

Belongs to the nonaspanin (TM9SF) family.

Cellular localization

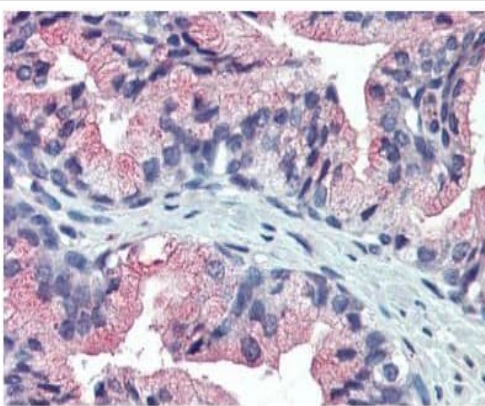
Membrane.

Images



Immunohistochemical analysis of formalin-fixed, paraffin-embedded Human Skin sebaceous gland labelling Tm9sf3 with ab150587 at 10 µg/ml.

Immunohistochemistry (Formalin/PFA-fixed paraffin-embedded sections) - Anti-Tm9sf3 antibody (ab150587)



Immunohistochemical analysis of formalin-fixed, paraffin-embedded Human prostate tissue labelling Tm9sf3 with ab150587 at 10 µg/ml.

Immunohistochemistry (Formalin/PFA-fixed paraffin-embedded sections) - Anti-Tm9sf3 antibody (ab150587)

Please note: All products are "FOR RESEARCH USE ONLY. NOT FOR USE IN DIAGNOSTIC PROCEDURES"

Our Abpromise to you: Quality guaranteed and expert technical support

- Replacement or refund for products not performing as stated on the datasheet
- Valid for 12 months from date of delivery
- Response to your inquiry within 24 hours

- We provide support in Chinese, English, French, German, Japanese and Spanish
- Extensive multi-media technical resources to help you
- We investigate all quality concerns to ensure our products perform to the highest standards

If the product does not perform as described on this datasheet, we will offer a refund or replacement. For full details of the Abpromise, please visit <https://www.abcam.com/abpromise> or contact our technical team.

Terms and conditions

- Guarantee only valid for products bought direct from Abcam or one of our authorized distributors