

## Product datasheet

# Anti-TMEM116 antibody ab122663

[5 Images](#)

### Overview

---

<b>Product name</b>	Anti-TMEM116 antibody
<b>Description</b>	Rabbit polyclonal to TMEM116
<b>Host species</b>	Rabbit
<b>Tested applications</b>	<b>Suitable for:</b> IHC-P, ICC/IF
<b>Species reactivity</b>	<b>Reacts with:</b> Human
<b>Immunogen</b>	antigen sequence: GNTSECFQNF SQSHKCILMH SPPSAMAELP PSANTSVCS, corresponding to internal sequence amino acids 44-82 of Human TMEM116. <a href="#">Run BLAST with ExPASy</a> <a href="#">Run BLAST with NCBI</a>
<b>Positive control</b>	Human gastrointestinal tissue.
<b>General notes</b>	<p>The Life Science industry has been in the grips of a reproducibility crisis for a number of years. Abcam is leading the way in addressing this with our range of recombinant monoclonal antibodies and knockout edited cell lines for gold-standard validation. Please check that this product meets your needs before purchasing.</p> <p>If you have any questions, special requirements or concerns, please send us an inquiry and/or contact our Support team ahead of purchase. Recommended alternatives for this product can be found below, along with publications, customer reviews and Q&amp;As</p>

### Properties

---

<b>Form</b>	Liquid
<b>Storage instructions</b>	Shipped at 4°C. Upon delivery aliquot and store at -20°C. Avoid freeze / thaw cycles.
<b>Storage buffer</b>	pH: 7.20 Preservative: 0.02% Sodium azide Constituents: 59% PBS, 40% Glycerol (glycerin, glycerine)
<b>Purity</b>	Immunogen affinity purified
<b>Clonality</b>	Polyclonal
<b>Isotype</b>	IgG

### Applications

---

## The Abpromise guarantee

Our **Abpromise guarantee** covers the use of ab122663 in the following tested applications.

The application notes include recommended starting dilutions; optimal dilutions/concentrations should be determined by the end user.

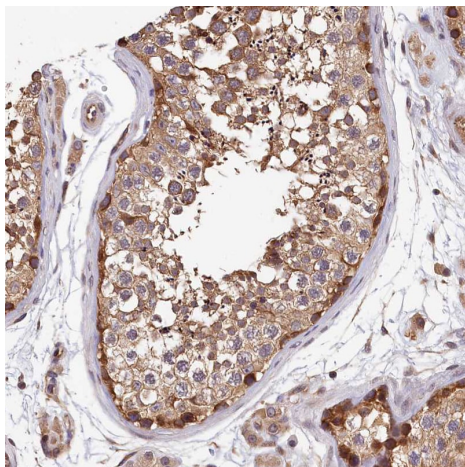
Application	Abreviews	Notes
IHC-P		1/50 - 1/200. Perform heat mediated antigen retrieval with citrate buffer pH 6 before commencing with IHC staining protocol.
ICC/IF		Use a concentration of 0.25 - 2 µg/ml.

## Target

### Cellular localization

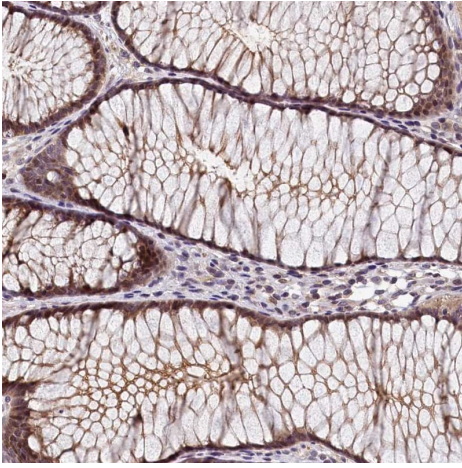
Membrane.

## Images



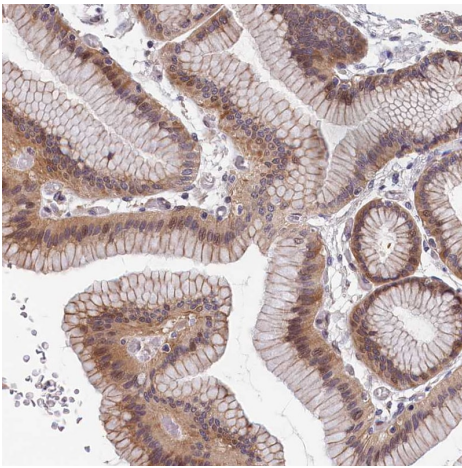
Immunohistochemical analysis of human testis tissue labelled for TMEM116 using ab122663. Positive membranous staining observed in seminiferous duct cells.

Immunohistochemistry (Formalin/PFA-fixed paraffin-embedded sections) - Anti-TMEM116 antibody (ab122663)



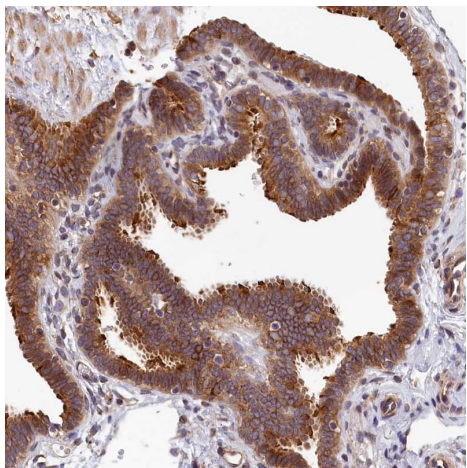
Immunohistochemical analysis of human gastrointestinal tissue labelled for TMEM116 using ab122663. Positive membranous staining observed in glandular cells.

Immunohistochemistry (Formalin/PFA-fixed paraffin-embedded sections) - Anti-TMEM116 antibody (ab122663)



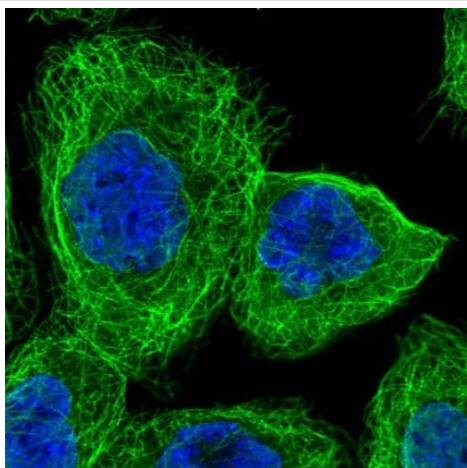
Immunohistochemical analysis of human stomach tissue labelled for TMEM116 using ab122663. Positive membranous staining observed in glandular cells.

Immunohistochemistry (Formalin/PFA-fixed paraffin-embedded sections) - Anti-TMEM116 antibody (ab122663)



Immunohistochemical analysis of human fallopian tube tissue labelled for TMEM116 using ab122663. Positive membranous staining observed in glandular cells.

Immunohistochemistry (Formalin/PFA-fixed paraffin-embedded sections) - Anti-TMEM116 antibody (ab122663)



Immunofluorescent staining of Human cell line A-431 shows positivity in nucleus but not nucleoli and cytoskeleton (microtubules). Recommended concentration of ab122663 1-4  $\mu\text{g/ml}$ . Cells treated with PFA/Triton X-100.

Immunocytochemistry/ Immunofluorescence - Anti-TMEM116 antibody (ab122663)

**Please note:** All products are "FOR RESEARCH USE ONLY. NOT FOR USE IN DIAGNOSTIC PROCEDURES"

### Our Abpromise to you: Quality guaranteed and expert technical support

---

- Replacement or refund for products not performing as stated on the datasheet
- Valid for 12 months from date of delivery
- Response to your inquiry within 24 hours
- We provide support in Chinese, English, French, German, Japanese and Spanish
- Extensive multi-media technical resources to help you
- We investigate all quality concerns to ensure our products perform to the highest standards

If the product does not perform as described on this datasheet, we will offer a refund or replacement. For full details of the Abpromise, please visit <https://www.abcam.com/abpromise> or contact our technical team.

## Terms and conditions

---

- Guarantee only valid for products bought direct from Abcam or one of our authorized distributors