




## Product datasheet

# Anti-TSGA10 antibody ab235313

3 Images

### Overview

---

<b>Product name</b>	Anti-TSGA10 antibody
<b>Description</b>	Rabbit polyclonal to TSGA10
<b>Host species</b>	Rabbit
<b>Tested applications</b>	<b>Suitable for:</b> IHC-P, WB
<b>Species reactivity</b>	<b>Reacts with:</b> Human <b>Predicted to work with:</b> Mouse, Rat 
<b>Immunogen</b>	Recombinant fragment corresponding to Human TSGA10 aa 1-200. Database link: <a href="#">Q9BZW7</a>  <a href="#">Run BLAST with</a>  <a href="#">Run BLAST with</a>
<b>Positive control</b>	WB: U-251 MG whole cell lysate. IHC-P: Human prostate cancer and testis tissue.
<b>General notes</b>	<p>The Life Science industry has been in the grips of a reproducibility crisis for a number of years. Abcam is leading the way in addressing this with our range of recombinant monoclonal antibodies and knockout edited cell lines for gold-standard validation. Please check that this product meets your needs before purchasing.</p> <p>If you have any questions, special requirements or concerns, please send us an inquiry and/or contact our Support team ahead of purchase. Recommended alternatives for this product can be found below, along with publications, customer reviews and Q&amp;As</p>

### Properties

---

<b>Form</b>	Liquid
<b>Storage instructions</b>	Shipped at 4°C. Store at +4°C short term (1-2 weeks). Upon delivery aliquot. Store at -20°C long term. Avoid freeze / thaw cycle.
<b>Storage buffer</b>	pH: 7.40 Preservative: 0.03% Proclin 300 Constituents: PBS, 50% Glycerol (glycerin, glycerine)
<b>Purity</b>	Protein G purified
<b>Purification notes</b>	Purity >95%
<b>Clonality</b>	Polyclonal
<b>Isotype</b>	IgG

## Applications

### The Abpromise guarantee

Our **Abpromise guarantee** covers the use of ab235313 in the following tested applications.

The application notes include recommended starting dilutions; optimal dilutions/concentrations should be determined by the end user.

Application	Abreviews	Notes
IHC-P		1/20 - 1/200.
WB		1/500 - 1/2000. Predicted molecular weight: 81 kDa.

## Target

### Function

May play a role in the sperm tail fibrous sheath, a major sperm tail structure.

### Tissue specificity

Testis specific.

### Sequence similarities

Belongs to the CEP135/TSGA10 family.

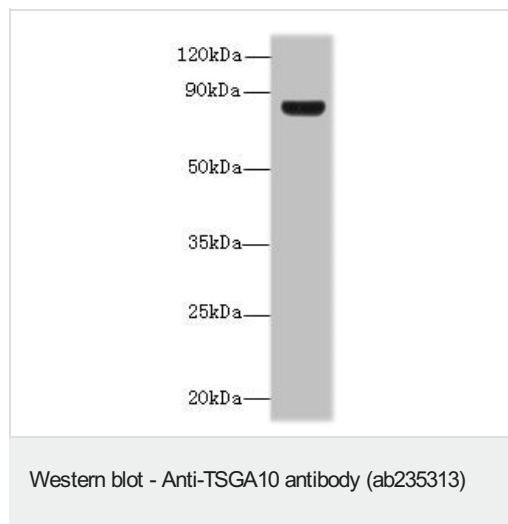
### Post-translational modifications

Appears to be processed in a 27 kDa and a 55 kDa peptide containing respectively the N-terminal and the C-terminal part of the precursor.

### Cellular localization

Cytoplasm. Nucleus. Nucleus membrane. The 27 kDa peptide associates with the fibrous sheath in mature spermatozoa and localizes to the principal piece of sperm tail while the 55 kDa peptide localizes to the midpiece.

## Images

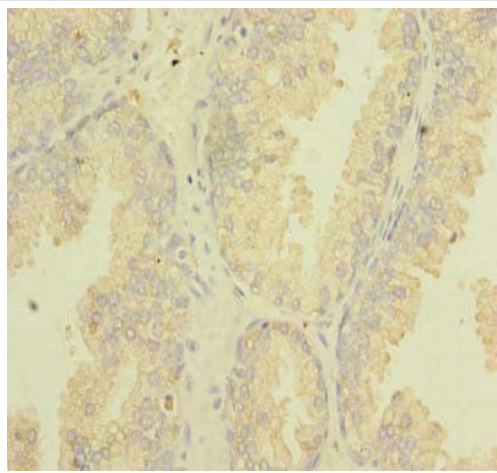


Anti-TSGA10 antibody (ab235313) at 1/500 dilution + U-251 MG  
(Human brain glioma cell line) whole cell lysate

### Secondary

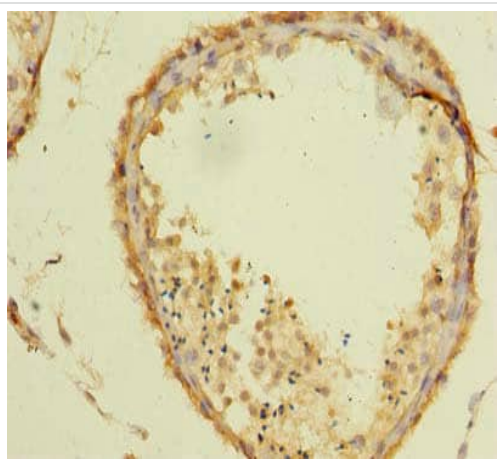
Goat polyclonal to rabbit IgG at 1/10000 dilution

**Predicted band size:** 81 kDa



Immunohistochemistry (Formalin/PFA-fixed paraffin-embedded sections) - Anti-TSGA10 antibody (ab235313)

Paraffin-embedded human prostate cancer tissue stained for TSGA10 using ab235313 at 1/100 dilution in immunohistochemical analysis.



Immunohistochemistry (Formalin/PFA-fixed paraffin-embedded sections) - Anti-TSGA10 antibody (ab235313)

Paraffin-embedded human testis tissue stained for TSGA10 using ab235313 at 1/100 dilution in immunohistochemical analysis.

**Please note:** All products are "FOR RESEARCH USE ONLY. NOT FOR USE IN DIAGNOSTIC PROCEDURES"

#### **Our Abpromise to you: Quality guaranteed and expert technical support**

- Replacement or refund for products not performing as stated on the datasheet

- Valid for 12 months from date of delivery
- Response to your inquiry within 24 hours
  
- We provide support in Chinese, English, French, German, Japanese and Spanish
- Extensive multi-media technical resources to help you
- We investigate all quality concerns to ensure our products perform to the highest standards

If the product does not perform as described on this datasheet, we will offer a refund or replacement. For full details of the Abpromise, please visit <https://www.abcam.com/abpromise> or contact our technical team.

### **Terms and conditions**

---

- Guarantee only valid for products bought direct from Abcam or one of our authorized distributors