


Anti-TSLP antibody ab115700

[7 References](#) [3 Images](#)

Overview

Product name	Anti-TSLP antibody
Description	Rabbit polyclonal to TSLP
Host species	Rabbit
Tested applications	Suitable for: ELISA, WB, IHC-P
Species reactivity	Reacts with: Mouse Predicted to work with: Rat 
Immunogen	Synthetic peptide corresponding to Mouse TSLP aa 70-120 (internal sequence) conjugated to keyhole limpet haemocyanin.
Positive control	Mouse Liver and Spleen tissues; A20 cell lysate.
General notes	<p>The Life Science industry has been in the grips of a reproducibility crisis for a number of years. Abcam is leading the way in addressing this with our range of recombinant monoclonal antibodies and knockout edited cell lines for gold-standard validation. Please check that this product meets your needs before purchasing.</p> <p>If you have any questions, special requirements or concerns, please send us an inquiry and/or contact our Support team ahead of purchase. Recommended alternatives for this product can be found below, along with publications, customer reviews and Q&As</p>

Properties

Form	Liquid
Storage instructions	Shipped at 4°C. Store at +4°C short term (1-2 weeks). Upon delivery aliquot. Store at -20°C long term.
Storage buffer	pH: 7.4 Preservative: 0.02% Sodium azide Constituent: 99% PBS
Purity	Protein A purified
Clonality	Polyclonal
Isotype	IgG

Applications

The Abpromise guarantee

Our **Abpromise guarantee** covers the use of ab115700 in the following tested applications.

The application notes include recommended starting dilutions; optimal dilutions/concentrations should be determined by the end user.

Application	Abreviews	Notes
ELISA		Use at an assay dependent concentration.
WB		Use a concentration of 0.5 - 2 µg/ml. Predicted molecular weight: 18 kDa.
IHC-P		Use a concentration of 5 µg/ml. Perform heat mediated antigen retrieval with citrate buffer pH 6 before commencing with IHC staining protocol.

Target

Function

Cytokine that induces the release of T cell-attracting chemokines from monocytes and, in particular, enhances the maturation of CD11c(+) dendritic cells. Can induce allergic inflammation by directly activating mast cells.

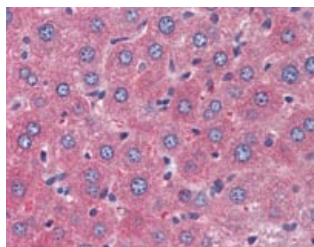
Tissue specificity

Expressed in a number of tissues including heart, liver and prostate.

Cellular localization

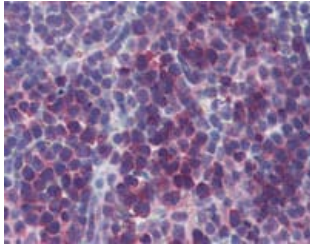
Secreted.

Images



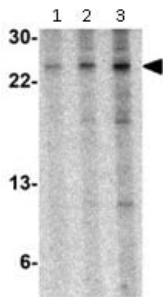
ab115700, at 5 µg/ml, staining TSLP in Formalin-fixed, Paraffin-embedded Mouse Liver tissue by Immunohistochemistry followed by biotinylated secondary antibody, alkaline phosphatase-streptavidin and chromogen.

Immunohistochemistry (Formalin/PFA-fixed paraffin-embedded sections) - Anti-TSLP antibody (ab115700)



Immunohistochemistry (Formalin/PFA-fixed paraffin-embedded sections) - Anti-TSLP antibody (ab115700)

ab115700, at 5 µg/ml, staining TSLP in Formalin-fixed, Paraffin-embedded Mouse Spleen tissue by Immunohistochemistry followed by biotinylated secondary antibody, alkaline phosphatase-streptavidin and chromogen.



Western blot - Anti-TSLP antibody (ab115700)

Lane 1 : Anti-TSLP antibody (ab115700) at 0.5 µg/ml

Lane 2 : Anti-TSLP antibody (ab115700) at 1 µg/ml

Lane 3 : Anti-TSLP antibody (ab115700) at 2 µg/ml

All lanes : A20 cell lysate

Predicted band size: 18 kDa

Please note: All products are "FOR RESEARCH USE ONLY. NOT FOR USE IN DIAGNOSTIC PROCEDURES"

Our Abpromise to you: Quality guaranteed and expert technical support

- Replacement or refund for products not performing as stated on the datasheet
- Valid for 12 months from date of delivery
- Response to your inquiry within 24 hours
- We provide support in Chinese, English, French, German, Japanese and Spanish
- Extensive multi-media technical resources to help you
- We investigate all quality concerns to ensure our products perform to the highest standards

If the product does not perform as described on this datasheet, we will offer a refund or replacement. For full details of the Abpromise, please visit <https://www.abcam.com/abpromise> or contact our technical team.

Terms and conditions

- Guarantee only valid for products bought direct from Abcam or one of our authorized distributors