


## Product datasheet

### Anti-Ube2B antibody ab96848

★☆☆☆☆ [1 Abreviews](#) [2 Images](#)

#### Overview

<b>Product name</b>	Anti-Ube2B antibody
<b>Description</b>	Rabbit polyclonal to Ube2B
<b>Host species</b>	Rabbit
<b>Tested applications</b>	<b>Suitable for:</b> WB
<b>Species reactivity</b>	<b>Reacts with:</b> Mouse, Human <b>Predicted to work with:</b> Rat, Zebrafish 
<b>Immunogen</b>	Recombinant fragment, corresponding to a region within amino acids 1 and 152 of Human Ube2B (NP_003328)
<b>Positive control</b>	HeLa and NIH-3T3 whole cell lysate. HepG2 cell line.
<b>General notes</b>	<p>The Life Science industry has been in the grips of a reproducibility crisis for a number of years. Abcam is leading the way in addressing this with our range of recombinant monoclonal antibodies and knockout edited cell lines for gold-standard validation. Please check that this product meets your needs before purchasing.</p> <p>If you have any questions, special requirements or concerns, please send us an inquiry and/or contact our Support team ahead of purchase. Recommended alternatives for this product can be found below, along with publications, customer reviews and Q&amp;As</p>

#### Properties

<b>Form</b>	Liquid
<b>Storage instructions</b>	Shipped at 4°C. Upon delivery aliquot. Store at -20°C or -80°C. Avoid freeze / thaw cycle.
<b>Storage buffer</b>	pH: 7.00 Preservative: 0.01% Thimerosal (merthiolate) Constituents: 78.99% PBS, 1% BSA, 20% Glycerol (glycerin, glycerine)
<b>Purity</b>	Immunogen affinity purified
<b>Clonality</b>	Polyclonal
<b>Isotype</b>	IgG

#### Applications

## The Abpromise guarantee

Our **Abpromise guarantee** covers the use of ab96848 in the following tested applications.

The application notes include recommended starting dilutions; optimal dilutions/concentrations should be determined by the end user.

Application	Abreviews	Notes
WB		1/500 - 1/3000. Predicted molecular weight: 17 kDa.

## Target

### Function

Accepts ubiquitin from the E1 complex and catalyzes its covalent attachment to other proteins. In association with the E3 enzyme BRE1 (RNF20 and/or RNF40), it plays a role in transcription regulation by catalyzing the monoubiquitination of histone H2B at 'Lys-120' to form H2BK120ub1. H2BK120ub1 gives a specific tag for epigenetic transcriptional activation, elongation by RNA polymerase II, telomeric silencing, and is also a prerequisite for H3K4me and H3K79me formation. In vitro catalyzes 'Lys-11', as well as 'Lys-48' and 'Lys-63'-linked polyubiquitination. Required for postreplication repair of UV-damaged DNA. Associates to the E3 ligase RAD18 to form the UBE2B-RAD18 ubiquitin ligase complex involved in mono-ubiquitination of DNA-associated PCNA on 'Lys-164'. May be involved in neurite outgrowth.

### Pathway

Protein modification; protein ubiquitination.

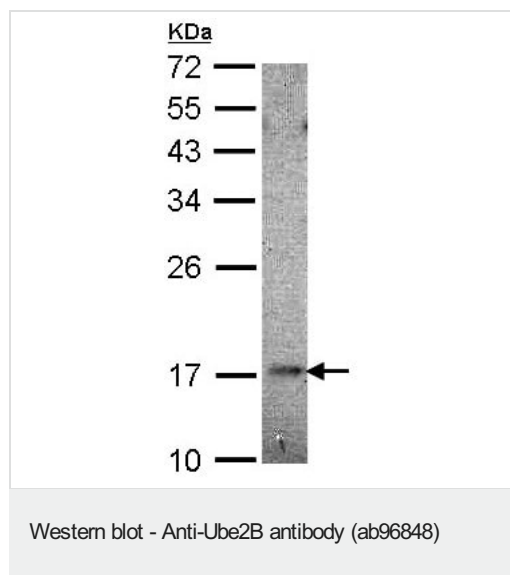
### Sequence similarities

Belongs to the ubiquitin-conjugating enzyme family.

### Cellular localization

Cell membrane. Nucleus. In peripheral neurons, expressed both at the plasma membrane and in nuclei.

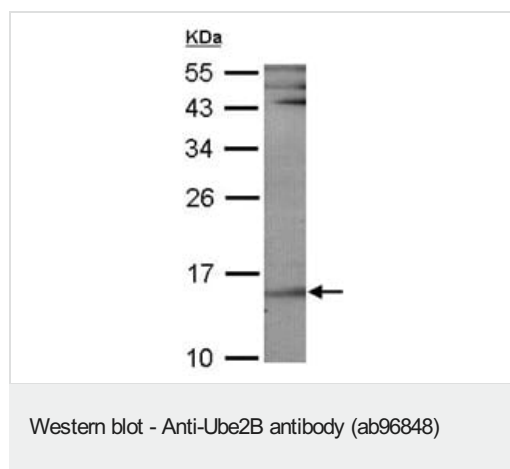
## Images



Anti-Ube2B antibody (ab96848) at 1/1000 dilution + HeLa whole cell lysate at 30 µg

**Predicted band size:** 17 kDa

12% SDS-PAGE



Anti-Ube2B antibody (ab96848) at 1/1000 dilution + NIH-3T3 whole cell lysate at 30 µg

**Predicted band size:** 17 kDa

12% SDS PAGE

**Please note:** All products are "FOR RESEARCH USE ONLY. NOT FOR USE IN DIAGNOSTIC PROCEDURES"

#### Our Abpromise to you: Quality guaranteed and expert technical support

---

- Replacement or refund for products not performing as stated on the datasheet
- Valid for 12 months from date of delivery
- Response to your inquiry within 24 hours
- We provide support in Chinese, English, French, German, Japanese and Spanish
- Extensive multi-media technical resources to help you
- We investigate all quality concerns to ensure our products perform to the highest standards

If the product does not perform as described on this datasheet, we will offer a refund or replacement. For full details of the Abpromise, please visit <https://www.abcam.com/abpromise> or contact our technical team.

#### Terms and conditions

---

- Guarantee only valid for products bought direct from Abcam or one of our authorized distributors