


Anti-USP47 antibody ab84531

4 Images

Overview

Product name	Anti-USP47 antibody
Description	Rabbit polyclonal to USP47
Host species	Rabbit
Tested applications	Suitable for: IHC-P
Species reactivity	Reacts with: Mouse, Human Predicted to work with: Rabbit, Chicken, Cow, Dog, Turkey, Pig, Chimpanzee, Rhesus monkey, Gorilla, Orangutan, Elephant 
Immunogen	A region between residue 1237 and the C-terminus (residue 1287) of human USP47 using the numbering given in entry NP_060414.3.
Positive control	IHC: human prostate carcinoma, basal cell carcinoma, prostate adenocarcinoma, mouse teratoma.
General notes	<p>The Life Science industry has been in the grips of a reproducibility crisis for a number of years. Abcam is leading the way in addressing this with our range of recombinant monoclonal antibodies and knockout edited cell lines for gold-standard validation. Please check that this product meets your needs before purchasing.</p> <p>If you have any questions, special requirements or concerns, please send us an inquiry and/or contact our Support team ahead of purchase. Recommended alternatives for this product can be found below, along with publications, customer reviews and Q&As</p>

Properties

Form	Liquid
Storage instructions	Shipped at 4°C. Upon delivery aliquot and store at -20°C. Avoid freeze / thaw cycles.
Storage buffer	pH: 6.8 Preservative: 0.09% Sodium azide Constituents: 0.1% BSA, Tris buffered saline
Purity	Immunogen affinity purified
Purification notes	Affinity purified using an epitope specific to USP47 immobilized on solid support. Antibody concentration was determined by extinction coefficient: absorbance at 280 nm of 1.4 equals 1.0 mg of IgG.
Clonality	Polyclonal

Isotype

IgG

Applications

The Abpromise guarantee

Our **Abpromise guarantee** covers the use of ab84531 in the following tested applications.

The application notes include recommended starting dilutions; optimal dilutions/concentrations should be determined by the end user.

Application	Abreviews	Notes
IHC-P		1/100 - 1/500.

Target

Function

Putative ubiquitin-specific-processing protease that regulates cell growth and survival. Probably regulates CDC25A expression at a transcriptional level. May be catalytically inactive although it seems to have kept all necessary active site residues.

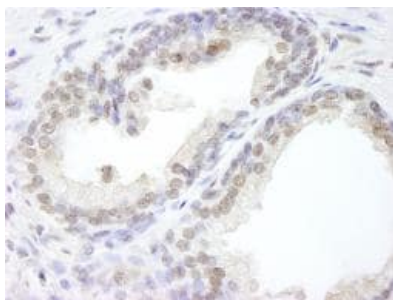
Tissue specificity

Expressed in skeletal muscle, heart and testis.

Sequence similarities

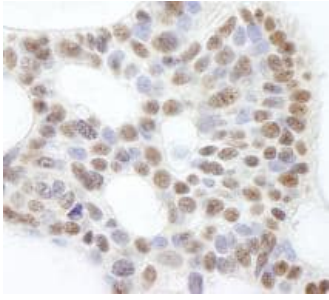
Belongs to the peptidase C19 family.

Images



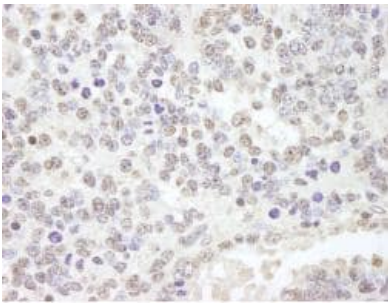
ab84531 at a 1:500 dilution, staining human USP47 in prostate carcinoma, using Immunohistochemistry, Formalin/PFA-fixed paraffin-embedded tissue. Detection: DAB staining using an Immunohistochemistry Accessory Kit

Immunohistochemistry (Formalin/PFA-fixed paraffin-embedded sections) - Anti-USP47 antibody (ab84531)



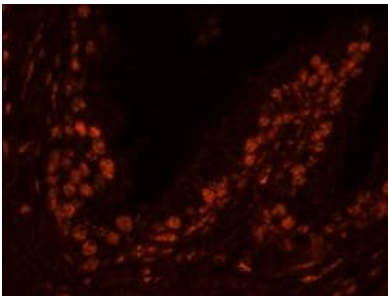
Immunohistochemistry (Formalin/PFA-fixed paraffin-embedded sections) - Anti-USP47 antibody (ab84531)

ab84531 at a 1:500 dilution, staining human USP47 in basal cell carcinoma, using Immunohistochemistry, Formalin/PFA-fixed paraffin-embedded tissue. Detection: DAB staining using an Immunohistochemistry Accessory Kit.



Immunohistochemistry (Formalin/PFA-fixed paraffin-embedded sections) - Anti-USP47 antibody (ab84531)

ab84531 at a 1:100 dilution, staining mouse USP47 in teratoma, using Immunohistochemistry, Formalin/PFA-fixed paraffin-embedded tissue. Detection: DAB staining using an Immunohistochemistry Accessory Kit.



Immunohistochemistry (Formalin/PFA-fixed paraffin-embedded sections) - Anti-USP47 antibody (ab84531)

ab84531 at a 1:100 dilution, staining human USP47 in a FFPE section of prostate adenocarcinoma, using Immunofluorescence. Detection: Red-fluorescent Alexa Fluor 555 goat anti-rabbit IgG used at a dilution of 1:500.

Please note: All products are "FOR RESEARCH USE ONLY. NOT FOR USE IN DIAGNOSTIC PROCEDURES"

Our Abpromise to you: Quality guaranteed and expert technical support

- Replacement or refund for products not performing as stated on the datasheet
- Valid for 12 months from date of delivery
- Response to your inquiry within 24 hours

- We provide support in Chinese, English, French, German, Japanese and Spanish
- Extensive multi-media technical resources to help you
- We investigate all quality concerns to ensure our products perform to the highest standards

If the product does not perform as described on this datasheet, we will offer a refund or replacement. For full details of the Abpromise, please visit <https://www.abcam.com/abpromise> or contact our technical team.

Terms and conditions

- Guarantee only valid for products bought direct from Abcam or one of our authorized distributors