


Product datasheet

Anti-WTAP antibody ab155655

★★★★★ [1 Abreviews](#) [5 References](#) [3 Images](#)

Overview

Product name	Anti-WTAP antibody
Description	Rabbit polyclonal to WTAP
Host species	Rabbit
Tested applications	Suitable for: WB, IHC-P, ICC/IF
Species reactivity	Reacts with: Human Predicted to work with: Mouse, Rat, Cow, Xenopus laevis, Zebrafish, Xenopus tropicalis 
Immunogen	Recombinant protein fragment, corresponding to a region within amino acids 1-215 of Human WTAP (UniProt ID: Q15007).
Positive control	MOLT4 cell lysate; HeLa cells; Human A549 Xenograft tissue.
General notes	<p>The Life Science industry has been in the grips of a reproducibility crisis for a number of years. Abcam is leading the way in addressing this with our range of recombinant monoclonal antibodies and knockout edited cell lines for gold-standard validation. Please check that this product meets your needs before purchasing.</p> <p>If you have any questions, special requirements or concerns, please send us an inquiry and/or contact our Support team ahead of purchase. Recommended alternatives for this product can be found below, along with publications, customer reviews and Q&As</p>

Properties

Form	Liquid
Storage instructions	Shipped at 4°C. Upon delivery aliquot. Store at -20°C or -80°C. Avoid freeze / thaw cycle.
Storage buffer	pH: 7.00 Preservative: 0.01% Thimerosal (merthiolate) Constituents: 1.21% Tris, 0.75% Glycine, 10% Glycerol (glycerin, glycerine)
Purity	Immunogen affinity purified
Clonality	Polyclonal
Isotype	IgG

Applications

The Abpromise guarantee

Our **Abpromise guarantee** covers the use of ab155655 in the following tested applications.

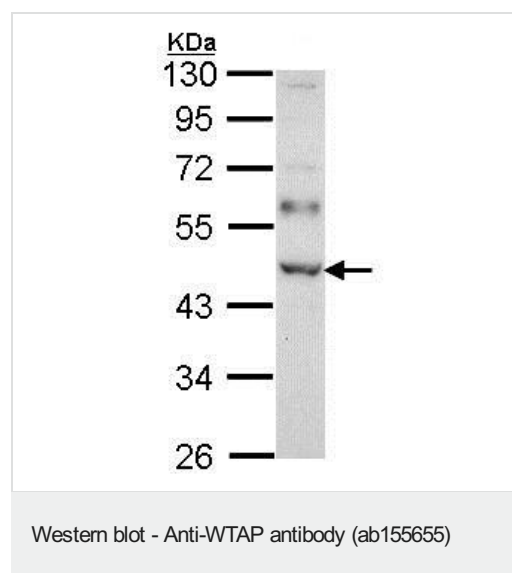
The application notes include recommended starting dilutions; optimal dilutions/concentrations should be determined by the end user.

Application	Abreviews	Notes
WB	★★★★★ (1)	1/500 - 1/3000. Predicted molecular weight: 44 kDa.
IHC-P		1/100 - 1/1000. Perform heat mediated antigen retrieval with citrate buffer pH 6 before commencing with IHC staining protocol. Antigen retrieval is also possible using Tris-EDTA buffer (pH 8.0).
ICC/IF		1/100 - 1/1000.

Target

Function	Regulates G2/M cell-cycle transition by binding to the 3' UTR of CCNA2, which enhances its stability. Impairs WT1 DNA-binding ability and inhibits expression of WT1 target genes. May be involved in mRNA splicing regulation.
Tissue specificity	Ubiquitously expressed.
Sequence similarities	Belongs to the fl(2)d family.
Post-translational modifications	Phosphorylated upon DNA damage, probably by ATM or ATR.
Cellular localization	Nucleus > nucleolus.

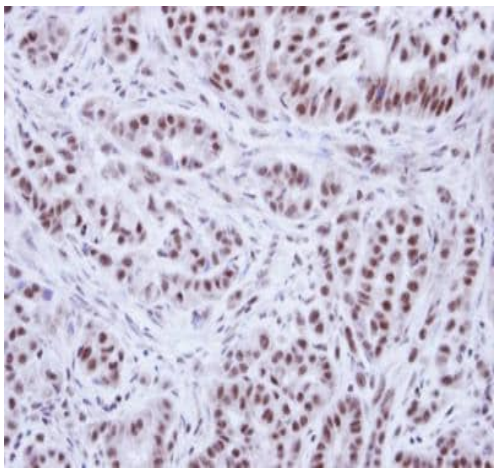
Images



Anti-WTAP antibody (ab155655) at 1/1000 dilution + MOLT4 whole cell lysate at 30 µg

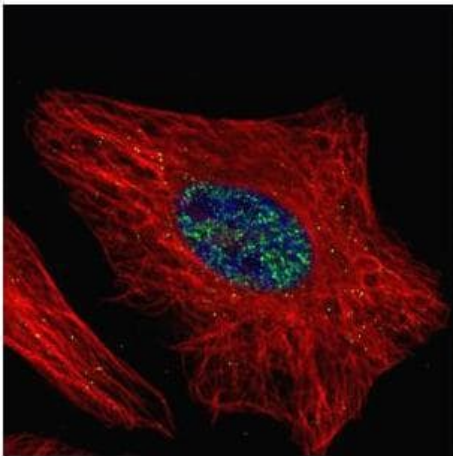
Predicted band size: 44 kDa

10% SDS PAGE



Immunohistochemical analysis of formalin-fixed, paraffin-embedded Human A549 Xenograft tissue, labeling WTAP using ab155655 at a 1/100 dilution.

Immunohistochemistry (Formalin/PFA-fixed paraffin-embedded sections) - Anti-WTAP antibody (ab155655)



Immunofluorescence analysis of paraformaldehyde-fixed HeLa cells, labeling WTAP using ab155655 at a 1/500 dilution (green). The slide was costained with an alpha Tubulin antibody (red) at a 1/2000 dilution.

Immunocytochemistry/ Immunofluorescence - Anti-WTAP antibody (ab155655)

Please note: All products are "FOR RESEARCH USE ONLY. NOT FOR USE IN DIAGNOSTIC PROCEDURES"

Our Abpromise to you: Quality guaranteed and expert technical support

- Replacement or refund for products not performing as stated on the datasheet
- Valid for 12 months from date of delivery
- Response to your inquiry within 24 hours
- We provide support in Chinese, English, French, German, Japanese and Spanish

- Extensive multi-media technical resources to help you
- We investigate all quality concerns to ensure our products perform to the highest standards

If the product does not perform as described on this datasheet, we will offer a refund or replacement. For full details of the Abpromise, please visit <https://www.abcam.com/abpromise> or contact our technical team.

Terms and conditions

- Guarantee only valid for products bought direct from Abcam or one of our authorized distributors