




Product datasheet

Anti-5 Lipoxygenase/5-LO antibody ab39347

★★★★☆ 7 Abreviews 13 References 2 Images

Overview

Product name	Anti-5 Lipoxygenase/5-LO antibody
Description	Rabbit polyclonal to 5 Lipoxygenase/5-LO
Host species	Rabbit
Tested applications	Suitable for: ICC/IF, WB, IHC-P
Species reactivity	Reacts with: Mouse, Rat, Hamster, Human, Pig Predicted to work with: Cow 
Immunogen	Synthetic peptide corresponding to Human 5 Lipoxygenase/5-LO aa 130-149 conjugated to bovine serum albumin. Sequence: QHRRKELETRQKQYRWMEWN (Peptide available as ab229616)  Run BLAST with  Run BLAST with
Positive control	Recombinant Human 5 Lipoxygenase/5-LO protein (ab114310) can be used as a positive control in WB. Porcine leukocyte supernatant.

Properties

Form	Liquid
Storage instructions	Shipped at 4°C. Upon delivery aliquot and store at -20°C. Avoid freeze / thaw cycles.
Storage buffer	pH: 7.40 Preservative: 0.02% Sodium azide Constituents: 0.1% BSA, 50% Glycerol, Tris buffered saline
Purity	Immunogen affinity purified
Clonality	Polyclonal
Isotype	IgG

Applications

Our [Abpromise guarantee](#) covers the use of **ab39347** in the following tested applications.

The application notes include recommended starting dilutions; optimal dilutions/concentrations should be determined by the end user.

Application	Abreviews	Notes
ICC/IF	★★★★☆	1/200.
WB	★★★★☆	1/250 - 1/750. Detects a band of approximately 78 kDa (predicted molecular weight: 78 kDa).
IHC-P		1/50 - 1/250.

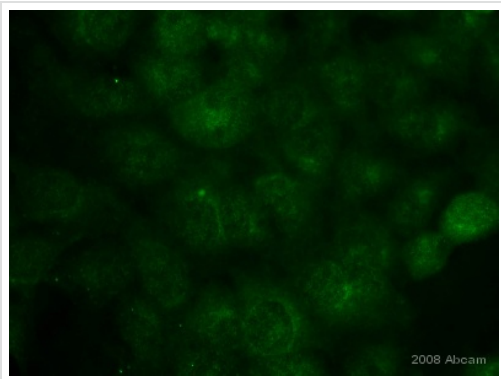
Target

Function	Catalyzes the first step in leukotriene biosynthesis, and thereby plays a role in inflammatory processes.
Pathway	Lipid metabolism; leukotriene A4 biosynthesis.
Sequence similarities	Belongs to the lipoxygenase family. Contains 1 lipoxygenase domain. Contains 1 PLAT domain.
Post-translational modifications	Serine phosphorylation by MAPKAPK2 is stimulated by arachidonic acid. Phosphorylation on Ser-523 by PKA has an inhibitory effect. Phosphorylation on Ser-272 prevents export from the nucleus.
Cellular localization	Cytoplasm. Nucleus matrix. Nucleus membrane. Shuttles between cytoplasm and nucleus. Found exclusively in the nucleus, when phosphorylated on Ser-272. Calcium binding promotes translocation from the cytosol and the nuclear matrix to the nuclear envelope and membrane association.

Images



ab39347 staining 5 Lipoygenase/ 5-LO in human monocytes (from apheresis) by Immunocytochemistry/ Immunofluorescence. Cells were fixed in paraformaldehyde, permeabilized with 0.1% Triton-X100, blocked with 2% BSA for 1 hour at 25°C and then incubated with ab39347 at a 1/100 dilution for 16 hours at 4°C. The secondary used was an Alexa Fluor® 488 conjugated chicken anti-rabbit IgG (H+L) used at a 1/1000 dilution.



Immunocytochemistry/ Immunofluorescence - Anti-5
Lipoxygenase/5-LO antibody (ab39347)

This image is courtesy of an anonymous Abreview

Immunofluorescence analysis of U2-OS, staining 5 Lipoxygenase/5-LO with ab39347.

Cells were fixed with paraformaldehyde and blocked with 2% serum for 1 hour at 37°C. Samples were incubated with primary antibody (1/200 in 1% FCS in PBS) for 1 hour at 37°C. An Alexa Fluor® 488-conjugated chicken anti-rabbit polyclonal IgG was used as the secondary antibody.

Please note: All products are "FOR RESEARCH USE ONLY. NOT FOR USE IN DIAGNOSTIC PROCEDURES"

Our Abpromise to you: Quality guaranteed and expert technical support

- Replacement or refund for products not performing as stated on the datasheet
- Valid for 12 months from date of delivery
- Response to your inquiry within 24 hours
- We provide support in Chinese, English, French, German, Japanese and Spanish
- Extensive multi-media technical resources to help you
- We investigate all quality concerns to ensure our products perform to the highest standards

If the product does not perform as described on this datasheet, we will offer a refund or replacement. For full details of the Abpromise, please visit <https://www.abcam.com/abpromise> or contact our technical team.

Terms and conditions

- Guarantee only valid for products bought direct from Abcam or one of our authorized distributors