

Product datasheet

Anti-5HT7 Receptor antibody [EPR6271] α b128892

Recombinant RabMAb

3 Images

Overview

Product name	Anti-5HT7 Receptor antibody [EPR6271]
Description	Rabbit monoclonal [EPR6271] to 5HT7 Receptor
Host species	Rabbit
Tested applications	Suitable for: WB Unsuitable for: Flow Cyt, ICC/IF, IHC-P or IP
Species reactivity	Reacts with: Mouse, Rat, Human
Immunogen	Synthetic peptide within Human 5HT7 Receptor (extracellular). The exact sequence is proprietary.
Positive control	U-87MG, SK-OV-3, and Caco 2 cell lysates.
General notes	

This product is a recombinant monoclonal antibody, which offers several advantages including:

- High batch-to-batch consistency and reproducibility
- Improved sensitivity and specificity
- Long-term security of supply
- Animal-free production

For more information [see here](#).

Our RabMAb[®] technology is a patented hybridoma-based technology for making rabbit monoclonal antibodies. For details on our patents, please refer to [RabMAb[®] patents](#).

Reproducibility is key to advancing scientific discovery and accelerating scientists' next breakthrough.

Abcam is leading the way with our range of recombinant antibodies, knockout-validated antibodies and knockout cell lines, all of which support improved reproducibility.

We are also planning to innovate the way in which we present recommended applications and species on our product datasheets, so that only applications & species that have been tested in our own labs, our suppliers or by selected trusted collaborators are covered by our Abpromise[™] guarantee.

In preparation for this, we have started to update the applications & species that this product is Abpromise guaranteed for.

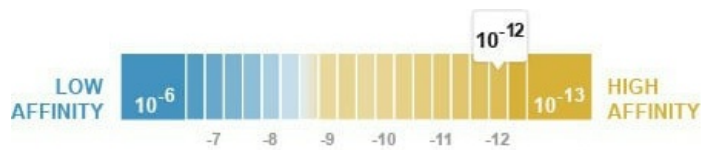
We are also updating the applications & species that this product has been "predicted to work with," however this information is not covered by our Abpromise guarantee.

Applications & species from publications and Abreviews that have not been tested in our own labs or in those of our suppliers are not covered by the Abpromise guarantee.

Please check that this product meets your needs before purchasing. If you have any questions, special requirements or concerns, please send us an inquiry and/or contact our Support team ahead of purchase. Recommended alternatives for this product can be found below, as well as customer reviews and Q&As.

Properties

Form	Liquid
Storage instructions	Shipped at 4°C. Store at -20°C. Stable for 12 months at -20°C.
Dissociation constant (K_D)	K _D = 8.10 x 10 ⁻¹² M



[Learn more about K_D](#)

Storage buffer	pH: 7.20 Preservative: 0.01% Sodium azide Constituents: 9% PBS, 40% Glycerol (glycerin, glycerine), 0.05% BSA, 50% Tissue culture supernatant
Purity	Tissue culture supernatant
Clonality	Monoclonal
Clone number	EPR6271
Isotype	IgG

Applications

Our [Abpromise guarantee](#) covers the use of **ab128892** in the following tested applications.

The application notes include recommended starting dilutions; optimal dilutions/concentrations should be determined by the end user.

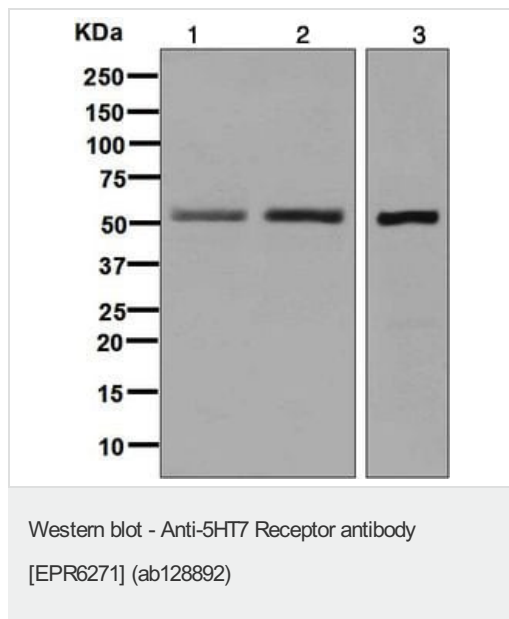
Application	Abreviews	Notes
WB		1/1000 - 1/10000. Predicted molecular weight: 54 kDa.

Application notes Is unsuitable for Flow Cyt, ICC/IF, IHC-P or IP.

Target

Function	This is one of the several different receptors for 5-hydroxytryptamine (serotonin), a biogenic hormone that functions as a neurotransmitter, a hormone, and a mitogen. The activity of this receptor is mediated by G proteins that stimulate adenylylate cyclase.
Tissue specificity	Isoform A is the predominant isoform in spleen, caudate and hippocampus. Isoform B is expressed at lower levels. Isoform D is a minor isoform in term of expression.
Sequence similarities	Belongs to the G-protein coupled receptor 1 family.

Images



All lanes : Anti-5HT7 Receptor antibody [EPR6271] (ab128892) at 1/1000 dilution

Lane 1 : U-87 MG cell lysate

Lane 2 : SK-OV-3 cell lysate

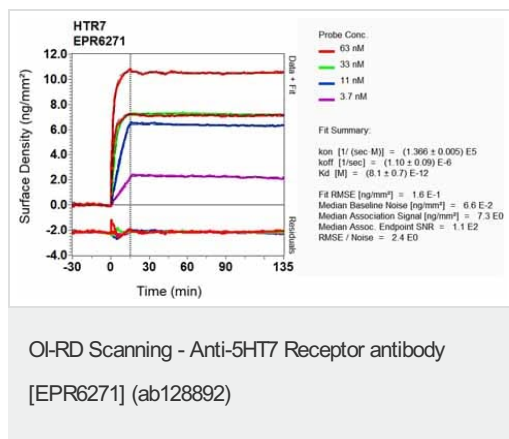
Lane 3 : Caco 2 cell lysate

Lysates/proteins at 10 µg per lane.

Secondary

All lanes : HRP-conjugated goat anti-rabbit at 1/2000 dilution

Predicted band size: 54 kDa



Equilibrium dissociation constant (K_D)

Learn more about K_D

[Click here to learn more about \$K_D\$](#)

Why choose a recombinant antibody?

Research with confidence
Consistent and reproducible results

Long-term and scalable supply
Recombinant technology

Success from the first experiment
Confirmed specificity

Ethical standards compliant
Animal-free production

Anti-5HT7 Receptor antibody [EPR6271] (ab128892)

Please note: All products are "FOR RESEARCH USE ONLY. NOT FOR USE IN DIAGNOSTIC PROCEDURES"

Our Abpromise to you: Quality guaranteed and expert technical support

- Replacement or refund for products not performing as stated on the datasheet
- Valid for 12 months from date of delivery
- Response to your inquiry within 24 hours

- We provide support in Chinese, English, French, German, Japanese and Spanish
- Extensive multi-media technical resources to help you
- We investigate all quality concerns to ensure our products perform to the highest standards

If the product does not perform as described on this datasheet, we will offer a refund or replacement. For full details of the Abpromise, please visit <https://www.abcam.com/abpromise> or contact our technical team.

Terms and conditions

- Guarantee only valid for products bought direct from Abcam or one of our authorized distributors