


Product datasheet

Anti-BARD1 antibody ab115477

1 Abreviews 1 References 2 Images

Overview

<b>Product name</b>	Anti-BARD1 antibody
<b>Description</b>	Rabbit polyclonal to BARD1
<b>Host species</b>	Rabbit
<b>Tested applications</b>	<b>Suitable for:</b> ELISA, IHC-P
<b>Species reactivity</b>	<b>Reacts with:</b> Human <b>Predicted to work with:</b> Dog 
<b>Immunogen</b>	Synthetic peptide: CSKLRNLLHDNELSDLK conjugated to KLH, corresponding to amino acids 108-124 of Human BARD1. <a href="#">Run BLAST with</a> <a href="#">Run BLAST with</a>
<b>Positive control</b>	Human skeletal muscle and skin tissue

Properties

<b>Form</b>	Liquid
<b>Storage instructions</b>	Shipped at 4°C. Store at +4°C short term (1-2 weeks). Upon delivery aliquot. Store at -20°C long term.
<b>Storage buffer</b>	Preservative: 0.1% Sodium azide Constituent: 99% PBS
<b>Purity</b>	Protein G purified
<b>Clonality</b>	Polyclonal
<b>Isotype</b>	IgG

Applications

Our [Abpromise guarantee](#) covers the use of **ab115477** in the following tested applications.

The application notes include recommended starting dilutions; optimal dilutions/concentrations should be determined by the end user.

Application	Abreviews	Notes
ELISA		1/1 - 1/1000.
IHC-P		Use a concentration of 10 µg/ml. Perform heat mediated antigen retrieval with citrate buffer pH 6 before commencing with IHC staining protocol.

## Target

### Function

Probable E3 ubiquitin-protein ligase. The BRCA1-BARD1 heterodimer specifically mediates the formation of 'Lys-6'-linked polyubiquitin chains and coordinates a diverse range of cellular pathways such as DNA damage repair, ubiquitination and transcriptional regulation to maintain genomic stability. Plays a central role in the control of the cell cycle in response to DNA damage. Acts by mediating ubiquitin E3 ligase activity that is required for its tumor suppressor function. Also forms a heterodimer with CSTF1/CSTF-50 to modulate mRNA processing and RNAP II stability by inhibiting pre-mRNA 3' cleavage.

### Pathway

Protein modification; protein ubiquitination.

### Sequence similarities

Contains 4 ANK repeats.  
Contains 2 BRCT domains.  
Contains 1 RING-type zinc finger.

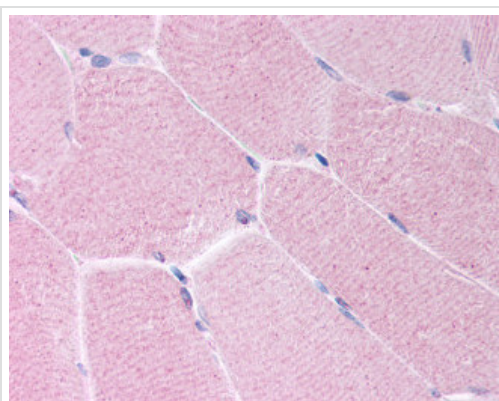
### Post-translational modifications

Processed during apoptosis. The homodimer is more susceptible to proteolytic cleavage than the BARD1/BRCA1 heterodimer.

### Cellular localization

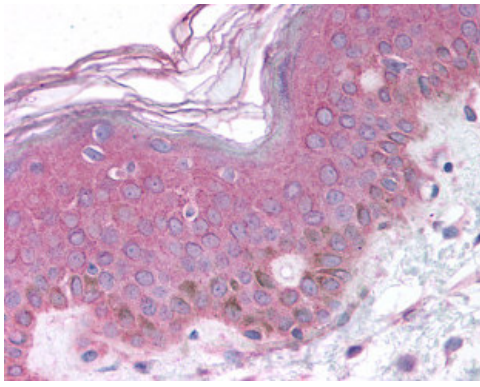
Nucleus. During S phase of the cell cycle, colocalizes with BRCA1 into discrete subnuclear foci. Can translocate to the cytoplasm. Localizes at sites of DNA damage at double-strand breaks (DSBs); recruitment to DNA damage sites is mediated by the BRCA1-A complex.

## Images



ab115477, at 10µg/ml, staining BARD1 in formalin-fixed, paraffin-embedded Human skeletal muscle tissue by Immunohistochemistry, using a biotinylated anti-rabbit IgG secondary antibody, alkaline phosphatase-streptavidin and chromogen.

Immunohistochemistry (Formalin/PFA-fixed paraffin-embedded sections) - Anti-BARD1 antibody (ab115477)



ab115477, at 10µg/ml, staining BARD1 in formalin-fixed, paraffin-embedded Human skin tissue by Immunohistochemistry, using a biotinylated anti-rabbit IgG secondary antibody, alkaline phosphatase-streptavidin and chromogen.

Immunohistochemistry (Formalin/PFA-fixed paraffin-embedded sections) - Anti-BARD1 antibody (ab115477)

**Please note:** All products are "FOR RESEARCH USE ONLY AND ARE NOT INTENDED FOR DIAGNOSTIC OR THERAPEUTIC USE"

### Our Abpromise to you: Quality guaranteed and expert technical support

- Replacement or refund for products not performing as stated on the datasheet
- Valid for 12 months from date of delivery
- Response to your inquiry within 24 hours
- We provide support in Chinese, English, French, German, Japanese and Spanish
- Extensive multi-media technical resources to help you
- We investigate all quality concerns to ensure our products perform to the highest standards

If the product does not perform as described on this datasheet, we will offer a refund or replacement. For full details of the Abpromise, please visit <https://www.abcam.com/abpromise> or contact our technical team.

### Terms and conditions

- Guarantee only valid for products bought direct from Abcam or one of our authorized distributors