

Product datasheet

Anti-C18orf32 antibody ab122677

3 Images

Overview

Product name	Anti-C18orf32 antibody
Description	Rabbit polyclonal to C18orf32
Host species	Rabbit
Tested applications	Suitable for: IHC-P, WB, ICC/IF
Species reactivity	Reacts with: Human
Immunogen	antigen sequence: PFVSRWPKK AIQESNDTNK GKVNFKGADM NGLPTKGPTE IC DK, corresponding to amino acids 30-73 of Human C18orf32. Run BLAST with ExPASy Run BLAST with NCBI
Positive control	Human cerebellum tissue; RT 4, U 251 MG and Human liver lysates.

Properties

Form	Liquid
Storage instructions	Shipped at 4°C. Upon delivery aliquot and store at -20°C. Avoid freeze / thaw cycles.
Storage buffer	pH: 7.20 Preservative: 0.02% Sodium azide Constituents: 59% PBS, 40% Glycerol
Purity	Immunogen affinity purified
Clonality	Polyclonal
Isotype	IgG

Applications

Our [Abpromise guarantee](#) covers the use of **ab122677** in the following tested applications.

The application notes include recommended starting dilutions; optimal dilutions/concentrations should be determined by the end user.

Application	Abreviews	Notes
IHC-P		1/20 - 1/50. Perform heat mediated antigen retrieval with citrate buffer pH 6 before commencing with IHC staining protocol.
WB		1/250 - 1/500.

Application	Abreviews	Notes
-------------	-----------	-------

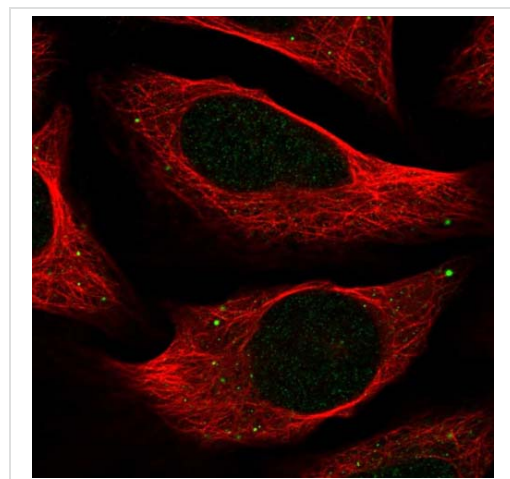
ICC/IF		Use a concentration of 1 - 4 µg/ml. Recommend PFA Fixation and Triton X-100 treatment
--------	--	--

Target

Function May activate the NF-kappa-B signaling pathway.

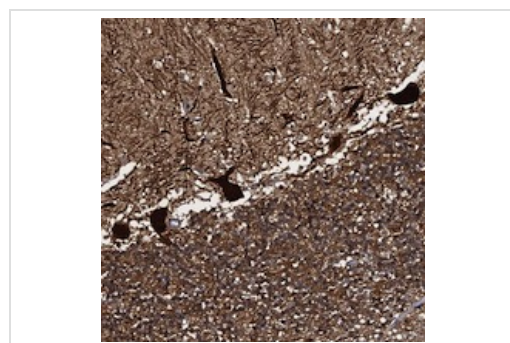
Sequence similarities Belongs to the UPF0729 family.

Images




Immunofluorescent staining of Human cell line U-2 OS shows positivity in vesicles. Recommended concentration of ab122677 1-4 µg/ml. Cells treated with PFA/Triton X-100.

Immunocytochemistry/ Immunofluorescence - Anti-C18orf32 antibody (ab122677)



ab122677, at 1/20 dilution, staining C18orf32 in paraffin-embedded Human cerebellum tissue by Immunohistochemistry.

Immunohistochemistry (Formalin/PFA-fixed paraffin-embedded sections) - Anti-C18orf32 antibody (ab122677)



Western blot - Anti-C18orf32 antibody (ab122677)

All lanes : Anti-C18orf32 antibody (ab122677) at 1/250 dilution

Lane 1 : RT4 lysate

Lane 2 : U 251 MG lysate

Lane 3 : Human Plasma lysate

Lane 4 : Human liver lysate

Lane 5 : Human tonsil lysate

Please note: All products are "FOR RESEARCH USE ONLY AND ARE NOT INTENDED FOR DIAGNOSTIC OR THERAPEUTIC USE"

Our Abpromise to you: Quality guaranteed and expert technical support

- Replacement or refund for products not performing as stated on the datasheet
- Valid for 12 months from date of delivery
- Response to your inquiry within 24 hours
- We provide support in Chinese, English, French, German, Japanese and Spanish
- Extensive multi-media technical resources to help you
- We investigate all quality concerns to ensure our products perform to the highest standards

If the product does not perform as described on this datasheet, we will offer a refund or replacement. For full details of the Abpromise, please visit <https://www.abcam.com/abpromise> or contact our technical team.

Terms and conditions

- Guarantee only valid for products bought direct from Abcam or one of our authorized distributors