

Product datasheet

Anti-CD134 / OX40L receptor antibody [EPR17Y] αb76000

Recombinant RabMAb

[2 References](#) [3 Images](#)

Overview

Product name	Anti-CD134 / OX40L receptor antibody [EPR17Y]
Description	Rabbit monoclonal [EPR17Y] to CD134 / OX40L receptor
Host species	Rabbit
Tested applications	Suitable for: Flow Cyt, WB Unsuitable for: ICC/IF or IHC-P
Species reactivity	Reacts with: Human
Immunogen	Synthetic peptide within Human CD134/ OX40L receptor aa 1-250. The exact sequence is proprietary.
Positive control	WB: Human lymph node, spleen and tonsil tissue lysates and PMBC cell lysate treated with TPA.
General notes	Mouse, Rat: We have preliminary internal testing data to indicate this antibody may not react with these species. Please contact us for more information.

Our RabMAb[®] technology is a patented hybridoma-based technology for making rabbit monoclonal antibodies. For details on our patents, please refer to [RabMab[®] patents](#)

We are constantly working hard to ensure we provide our customers with best in class antibodies. As a result of this work we are pleased to now offer this antibody in purified format. We are in the process of updating our datasheets. The purified format is designated 'PUR' on our product labels. If you have any questions regarding this update, please contact our Scientific Support team.

This product is a recombinant rabbit monoclonal antibody.

Properties

Form	Liquid
Storage instructions	Shipped at 4°C. Store at +4°C short term (1-2 weeks). Upon delivery aliquot. Store at -20°C. Avoid freeze / thaw cycle.
Storage buffer	pH: 7.20 Preservative: 0.01% Sodium azide Constituents: 59% PBS, 40% Glycerol, 0.19% BSA

Purity	Protein A purified
Clonality	Monoclonal
Clone number	EPR17Y
Isotype	IgG

Applications

Our [Abpromise guarantee](#) covers the use of **ab76000** in the following tested applications.

The application notes include recommended starting dilutions; optimal dilutions/concentrations should be determined by the end user.

Application	Abreviews	Notes
Flow Cyt		Use at an assay dependent concentration. PubMed: 23897980
WB		1/500 - 1/1000. Detects a band of approximately 45 kDa (predicted molecular weight: 30 kDa).

Application notes Is unsuitable for ICC/IF or IHC-P.

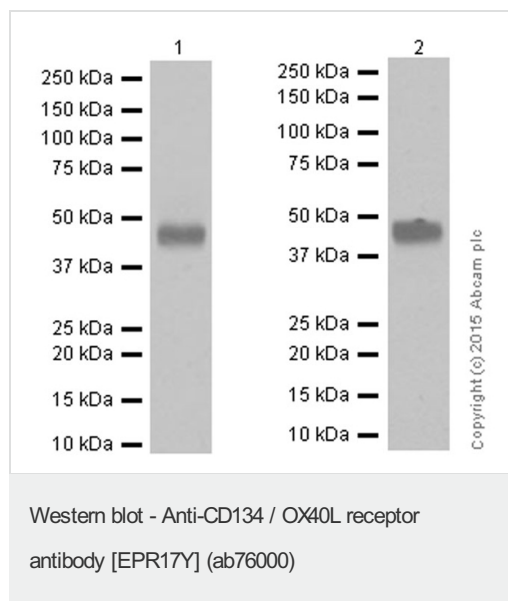
Target

Function Receptor for TNFSF4/OX40L/GP34.

Sequence similarities Contains 4 TNFR-Cys repeats.

Cellular localization Membrane.

Images



All lanes : Anti-CD134 / OX40L receptor antibody [EPR17Y] (ab76000) at 1/5000 dilution

Lane 1 : Human lymph node

Lane 2 : Human spleen

Lysates/proteins at 10 µg per lane.

Secondary


All lanes : Anti-Rabbit IgG (HRP), specific to the non-reduced form of IgG at 1/2000 dilution

Predicted band size: 30 kDa

Observed band size: 45 kDa

[why is the actual band size different from the predicted?](#)

Blocking and diluting buffer 5% NFDM/TBST



Western blot - Anti-CD134 / OX40L receptor antibody [EPR17Y] (ab76000)

Anti-CD134 / OX40L receptor antibody [EPR17Y] (ab76000) at 1/1000 dilution + Human tonsil at 10 µg

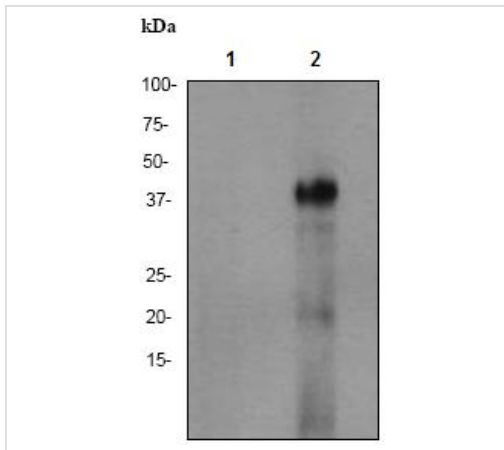
Secondary

Anti-Rabbit IgG (HRP), specific to the non-reduced form of IgG at 1/2000 dilution

Predicted band size: 30 kDa

Observed band size: 45 kDa [why is the actual band size different from the predicted?](#)

Blocking and diluting buffer 5% NFDM/TBST



Western blot - Anti-CD134 / OX40L receptor antibody [EPR17Y] (ab76000)

All lanes : Anti-CD134 / OX40L receptor antibody [EPR17Y] (ab76000) at 1/500 dilution (un-purified)

Lane 1 : PMBC cell lysates, untreated

Lane 2 : PMBC cell lysates, treated with TPA

Lysates/proteins at 10 µg per lane.

Secondary

All lanes : HRP labelled goat anti-rabbit at 1/2000 dilution

Predicted band size: 30 kDa

Observed band size: 45 kDa [why is the actual band size different from the predicted?](#)

Note: the actual molecular weight is larger than the predicted due to glycosylation.

Please note: All products are "FOR RESEARCH USE ONLY AND ARE NOT INTENDED FOR DIAGNOSTIC OR THERAPEUTIC USE"

Our Abpromise to you: Quality guaranteed and expert technical support

- Replacement or refund for products not performing as stated on the datasheet
- Valid for 12 months from date of delivery
- Response to your inquiry within 24 hours

- We provide support in Chinese, English, French, German, Japanese and Spanish
- Extensive multi-media technical resources to help you
- We investigate all quality concerns to ensure our products perform to the highest standards

If the product does not perform as described on this datasheet, we will offer a refund or replacement. For full details of the Abpromise, please visit <https://www.abcam.com/abpromise> or contact our technical team.

Terms and conditions

- Guarantee only valid for products bought direct from Abcam or one of our authorized distributors