

Product datasheet

Anti-FKBP52 antibody [EPR6619] ab124906

Recombinant RabMAb

3 Images

Overview

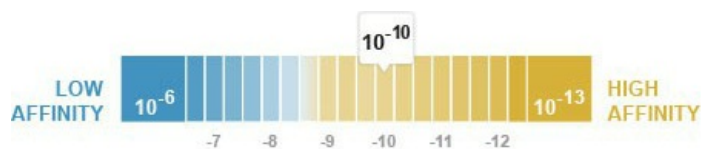
Product name	Anti-FKBP52 antibody [EPR6619]
Description	Rabbit monoclonal [EPR6619] to FKBP52
Host species	Rabbit
Tested applications	Suitable for: WB, IP, IHC-P, Flow Cyt Unsuitable for: ICC
Species reactivity	Reacts with: Human Does not react with: Mouse, Rat
Immunogen	Synthetic peptide within Human FKBP52 aa 400-500 (C terminal). The exact sequence is proprietary.
Positive control	HeLa, MCF7, Jurkat and K562 cell lysates; Human breast tissue
General notes	

Our RabMAb[®] technology is a patented hybridoma-based technology for making rabbit monoclonal antibodies. For details on our patents, please refer to [RabMAb[®] patents](#)

This product is a recombinant rabbit monoclonal antibody.

Properties

Form	Liquid
Storage instructions	Shipped at 4°C. Store at -20°C. Stable for 12 months at -20°C.
Dissociation constant (K_D)	K _D = 1.38 x 10 ⁻¹⁰ M



[Learn more about K_D](#)

Storage buffer	pH: 7.20 Preservative: 0.05% Sodium azide Constituents: 40% Glycerol, 9.85% Tris glycine, 50% Tissue culture supernatant
-----------------------	--

Purity	Tissue culture supernatant
Clonality	Monoclonal
Clone number	EPR6619
Isotype	IgG

Applications

Our [Abpromise guarantee](#) covers the use of **ab124906** in the following tested applications.

The application notes include recommended starting dilutions; optimal dilutions/concentrations should be determined by the end user.

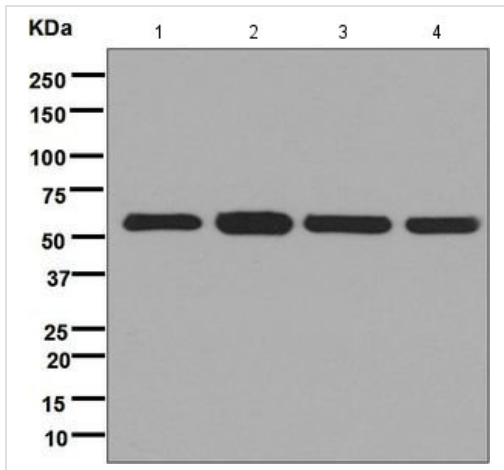
Application	Abreviews	Notes
WB		1/50000 - 1/200000. Detects a band of approximately 52 kDa (predicted molecular weight: 52 kDa).
IP		1/10 - 1/100.
IHC-P		1/100 - 1/250. Perform heat mediated antigen retrieval before commencing with IHC staining protocol.
Flow Cyt		1/10 - 1/100. ab172730 - Rabbit monoclonal IgG, is suitable for use as an isotype control with this antibody.

Application notes Is unsuitable for ICC.

Target

Function	Immunophilin protein with PPlase and co-chaperone activities (By similarity). Component of unliganded steroid receptors heterocomplexes through interaction with heat-shock protein 90 (HSP90). May play a role in the intracellular trafficking of heterooligomeric forms of steroid hormone receptors between cytoplasm and nuclear compartments (By similarity). The isomerase activity controls neuronal growth cones via regulation of TRPC1 channel opening. Acts also as a regulator of microtubule dynamics by inhibiting MAPT/TAU ability to promote microtubule assembly.
Tissue specificity	Widely expressed.
Sequence similarities	Contains 2 PPlase FKBP-type domains. Contains 3 TPR repeats.
Domain	The PPlase activity is mainly due to the first PPlase FKBP-type domain (1-138 AA). The C-terminal region (AA 375-458) is required to prevent tubulin polymerization. The chaperone activity resides in the C-terminal region, mainly between amino acids 264 and 400.
Post-translational modifications	Phosphorylation by CK2 results in loss of HSP90 binding activity (By similarity). Phosphorylated upon DNA damage, probably by ATM or ATR.
Cellular localization	Cytoplasm > cytosol. Nucleus. Cytoplasm > cytoskeleton.

Images



Western blot - Anti-FKBP52 antibody [EPR6619] (ab124906)

All lanes : Anti-FKBP52 antibody [EPR6619] (ab124906) at 1/50000 dilution

Lane 1 : HeLa cell lysate

Lane 2 : MCF7 cell lysate

Lane 3 : Jurkat cell lysate

Lane 4 : K562 cell lysate

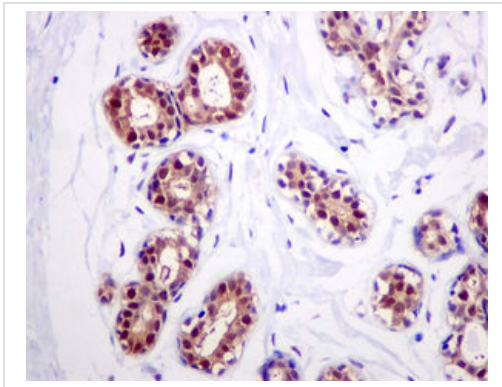
Lysates/proteins at 10 µg per lane.

Secondary

All lanes : HRP labelled goat anti-rabbit at 1/2000 dilution

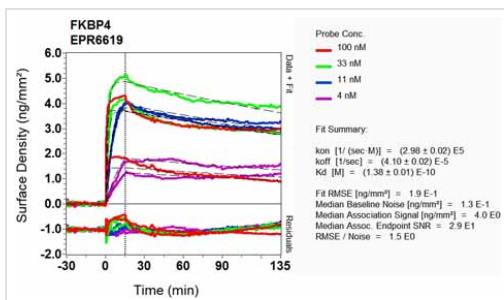
Predicted band size: 52 kDa

Observed band size: 52 kDa



Immunohistochemistry (Formalin/PFA-fixed paraffin-embedded sections) - Anti-FKBP52 antibody [EPR6619] (ab124906)

ab124906, at 1/100 dilution, staining FKBP52 in paraffin-embedded Human breast tissue by Immunohistochemistry.



Other - Anti-FKBP52 antibody [EPR6619] (ab124906)

Equilibrium dissociation constant (K_D)

Learn more about K_D

[Click here to learn more about \$K_D\$](#)

Please note: All products are "FOR RESEARCH USE ONLY AND ARE NOT INTENDED FOR DIAGNOSTIC OR THERAPEUTIC USE"

Our Abpromise to you: Quality guaranteed and expert technical support

- Replacement or refund for products not performing as stated on the datasheet
- Valid for 12 months from date of delivery
- Response to your inquiry within 24 hours

- We provide support in Chinese, English, French, German, Japanese and Spanish
- Extensive multi-media technical resources to help you
- We investigate all quality concerns to ensure our products perform to the highest standards

If the product does not perform as described on this datasheet, we will offer a refund or replacement. For full details of the Abpromise, please visit <https://www.abcam.com/abpromise> or contact our technical team.

Terms and conditions

- Guarantee only valid for products bought direct from Abcam or one of our authorized distributors