


## Product datasheet

# Anti-GABA A Receptor alpha 5 antibody ab82927

[2 Images](#)

### Overview

<b>Product name</b>	Anti-GABA A Receptor alpha 5 antibody
<b>Description</b>	Rabbit polyclonal to GABA A Receptor alpha 5
<b>Host species</b>	Rabbit
<b>Tested applications</b>	<b>Suitable for:</b> IHC-P, WB, ELISA
<b>Species reactivity</b>	<b>Reacts with:</b> Human <b>Predicted to work with:</b> Mouse, Rat, Rabbit, Horse, Guinea pig, Cow, Cat, Dog 
<b>Immunogen</b>	Synthetic peptide corresponding to a region within internal sequence amino acids 360-409 (AKIKKKREVI LNKSTNAFTT GKMSHPPNIP KEQTPAGTSN TTSVSVKPSE) of human GABA A Receptor alpha 5 (NP_000801). <a href="#">Run BLAST with ExPASy</a> <a href="#">Run BLAST with NCBI</a>
<b>Positive control</b>	Human fetal heart lysate. IHC-P: FFPE human cerebral cortex tissue sections.

### Properties

<b>Form</b>	Liquid
<b>Storage instructions</b>	Shipped at 4°C. Upon delivery aliquot and store at -20°C. Avoid repeated freeze / thaw cycles.
<b>Storage buffer</b>	Preservative: None Constituents: 2% Sucrose, PBS
<b>Purity</b>	Immunogen affinity purified
<b>Purification notes</b>	ab82927 is purified by a peptide affinity chromatography method.
<b>Clonality</b>	Polyclonal
<b>Isotype</b>	IgG

### Applications

Our [Abpromise guarantee](#) covers the use of **ab82927** in the following tested applications.

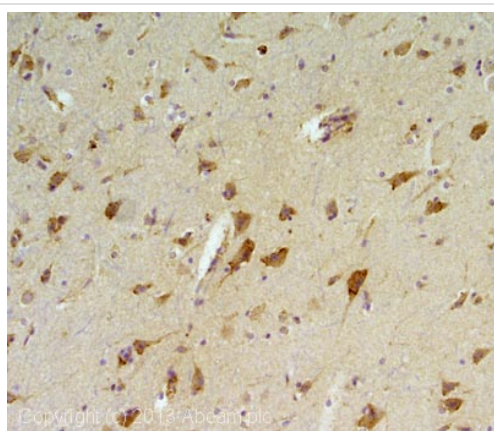
The application notes include recommended starting dilutions; optimal dilutions/concentrations should be determined by the end user.

Application	Abreviews	Notes
IHC-P		Use a concentration of 1 µg/ml. Perform heat mediated antigen retrieval with citrate buffer pH 6 before commencing with IHC staining protocol.
WB		Use a concentration of 1 µg/ml. Predicted molecular weight: 52 kDa. Good results were obtained when blocked with 5% non-fat dry milk in 0.05% PBS-T.
ELISA		Use at an assay dependent concentration. ELISA titre using peptide based assay, 1:312500.

## Target

<b>Function</b>	GABA, the major inhibitory neurotransmitter in the vertebrate brain, mediates neuronal inhibition by binding to the GABA/benzodiazepine receptor and opening an integral chloride channel.
<b>Sequence similarities</b>	Belongs to the ligand-gated ion channel (TC 1.A.9) family. Gamma-aminobutyric acid receptor (TC 1.A.9.5) subfamily. GABRA5 sub-subfamily.
<b>Cellular localization</b>	Cell junction > synapse > postsynaptic cell membrane. Cell membrane.


## Images



Immunohistochemistry (Formalin/PFA-fixed paraffin-embedded sections) - Anti-GABA A Receptor alpha 5 antibody (ab82927)

IHC image of GABA A Receptor alpha 5 staining in human cerebral cortex formalin fixed paraffin embedded tissue section, performed on a Leica Bond system using the standard protocol F. The section was pre-treated using heat mediated antigen retrieval with sodium citrate buffer (pH6, epitope retrieval solution 1) for 20 mins. The section was then incubated with ab82927, 1µg/ml, for 15 mins at room temperature and detected using an HRP conjugated compact polymer system. DAB was used as the chromogen. The section was then counterstained with haematoxylin and mounted with DPX.

For other IHC staining systems (automated and non-automated) customers should optimize variable parameters such as antigen retrieval conditions, primary antibody concentration and antibody incubation times.



Anti-GABA A Receptor alpha 5 antibody  
(ab82927) at 1 µg/ml + fetal heart lysate at 10  
µg

**Secondary**

HRP conjugated anti-Rabbit IgG at 1/50000  
dilution

**Predicted band size:** 52 kDa

**Observed band size:** 52 kDa

**Please note:** All products are "FOR RESEARCH USE ONLY AND ARE NOT INTENDED FOR DIAGNOSTIC OR THERAPEUTIC USE"

**Our Abpromise to you: Quality guaranteed and expert technical support**

- Replacement or refund for products not performing as stated on the datasheet
- Valid for 12 months from date of delivery
- Response to your inquiry within 24 hours
  
- We provide support in Chinese, English, French, German, Japanese and Spanish
- Extensive multi-media technical resources to help you
- We investigate all quality concerns to ensure our products perform to the highest standards

If the product does not perform as described on this datasheet, we will offer a refund or replacement. For full details of the Abpromise, please visit <https://www.abcam.com/abpromise> or contact our technical team.

**Terms and conditions**

- Guarantee only valid for products bought direct from Abcam or one of our authorized distributors