

Product datasheet

Anti-GLUD2 antibody ab88519

3 Images

Overview

Product name	Anti-GLUD2 antibody
Description	Mouse polyclonal to GLUD2
Host species	Mouse
Specificity	Due to high sequence homology with GLUD1 there is a potential for cross-reactivity.
Tested applications	Suitable for: WB, IHC-P
Species reactivity	Reacts with: Human
Immunogen	Recombinant fragment corresponding to Human GLUD2 aa 295-558. Database link: P49448
Positive control	Human kidney tissue lysate A431 cell lysate GLUD2 transfected 293T cell lysate Human testis tissue

Properties

Form	Liquid
Storage instructions	Shipped at 4°C. Upon delivery aliquot and store at -20°C or -80°C. Avoid repeated freeze / thaw cycles.
Storage buffer	Preservative: None Constituents: 1X PBS, pH 7.2
Purity	Protein A purified
Clonality	Polyclonal
Isotype	IgG

Applications

Our [Abpromise guarantee](#) covers the use of **ab88519** in the following tested applications.

The application notes include recommended starting dilutions; optimal dilutions/concentrations should be determined by the end user.

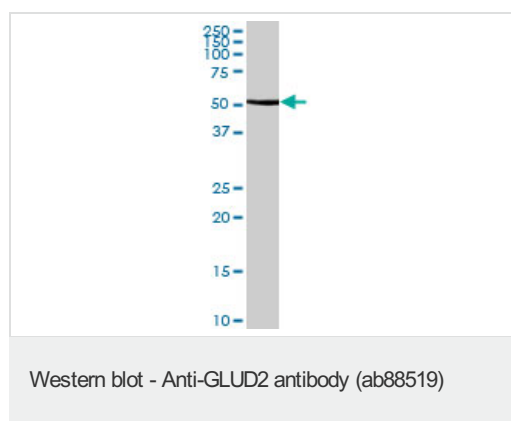
Application	Abreviews	Notes
WB		Use a concentration of 1 µg/ml. Predicted molecular weight: 61 kDa.

Application	Abreviews	Notes
IHC-P		Use a concentration of 3 µg/ml.

Target


Function	Important for recycling the chief excitatory neurotransmitter, glutamate, during neurotransmission.
Tissue specificity	Expressed in retina, testis and, at a lower level, brain.
Sequence similarities	Belongs to the Glu/Leu/Phe/Val dehydrogenases family.
Post-translational modifications	Stoichiometry shows that ADP-ribosylation occurs in one subunit per catalytically active homohexamer.
Cellular localization	Mitochondrion matrix.

Images



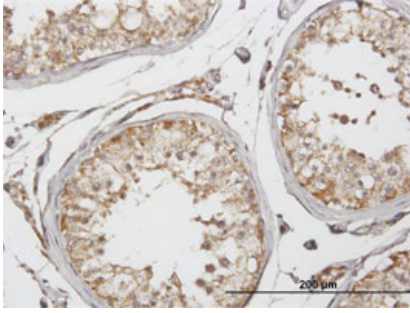
Anti-GLUD2 antibody (ab88519) at 1 µg/ml +
Human kidney tissue lysate at 50 µg

Predicted band size: 61 kDa



Anti-GLUD2 antibody (ab88519) at 1 µg/ml +
A431 cell lysate at 50 µg

Predicted band size: 61 kDa



Immunoperoxidase staining of Human testis tissue using ab88519 at 3 $\mu\text{g/ml}$

Immunohistochemistry (Formalin/PFA-fixed paraffin-embedded sections) - Anti-GLUD2 antibody (ab88519)

Please note: All products are "FOR RESEARCH USE ONLY AND ARE NOT INTENDED FOR DIAGNOSTIC OR THERAPEUTIC USE"

Our Abpromise to you: Quality guaranteed and expert technical support

- Replacement or refund for products not performing as stated on the datasheet
- Valid for 12 months from date of delivery
- Response to your inquiry within 24 hours
- We provide support in Chinese, English, French, German, Japanese and Spanish
- Extensive multi-media technical resources to help you
- We investigate all quality concerns to ensure our products perform to the highest standards

If the product does not perform as described on this datasheet, we will offer a refund or replacement. For full details of the Abpromise, please visit <https://www.abcam.com/abpromise> or contact our technical team.

Terms and conditions

- Guarantee only valid for products bought direct from Abcam or one of our authorized distributors