

Product datasheet

Anti-HURP antibody ab84509

[2 References](#) [3 Images](#)

Overview

Product name	Anti-HURP antibody
Description	Rabbit polyclonal to HURP
Host species	Rabbit
Tested applications	Suitable for: IHC-P, WB Unsuitable for: ICC/IF
Species reactivity	Reacts with: Human
Immunogen	Synthetic peptide corresponding to a region between residues 200 and 250 of Human HURP (NP_055565.2).
Positive control	Human basal cell carcinoma and human seminoma tissues.

Properties

Form	Liquid
Storage instructions	Shipped at 4°C. Upon delivery aliquot and store at -20°C. Avoid freeze / thaw cycles.
Storage buffer	Preservative: 0.09% Sodium Azide Constituents: 0.1% BSA, Tris buffered saline
Purity	Immunogen affinity purified
Clonality	Polyclonal
Isotype	IgG

Applications

Our [Abpromise guarantee](#) covers the use of **ab84509** in the following tested applications.

The application notes include recommended starting dilutions; optimal dilutions/concentrations should be determined by the end user.

Application	Abreviews	Notes
IHC-P		
WB		

Application notes IHC-P: 1/100 - 1/500. Epitope exposure is recommended. Epitope exposure with citrate buffer

will enhance staining.
WB: 1/200.

Is unsuitable for ICC/IF.

Not yet tested in other applications.
Optimal dilutions/concentrations should be determined by the end user.

Target

Function

Potential cell cycle regulator that may play a role in carcinogenesis of cancer cells. Mitotic phosphoprotein regulated by the ubiquitin-proteasome pathway. Key regulator of adherens junction integrity and differentiation that may be involved in CDH1-mediated adhesion and signaling in epithelial cells.

Tissue specificity

Abundantly expressed in fetal liver. Expressed at lower levels in bone marrow, testis, colon, and placenta.

Sequence similarities

Belongs to the SAPAP family.

Developmental stage

Elevated levels of expression detected in the G2/M phase of synchronized cultures of HeLa cells.

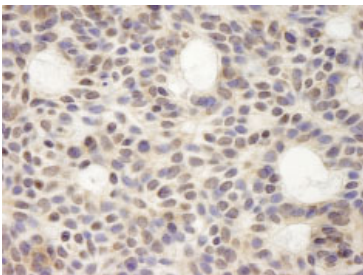
Post-translational modifications

Ubiquitinated, leading to its degradation.
Phosphorylated upon DNA damage, probably by ATM or ATR. Decreased phosphorylation levels are associated with the differentiation of intestinal epithelial cells.

Cellular localization

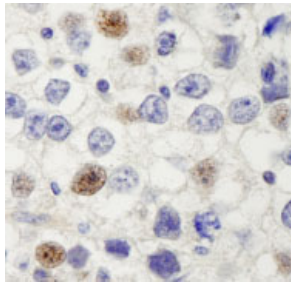
Nucleus. Cytoplasm. Cytoplasm > cytoskeleton > spindle. Localizes to the spindle in mitotic cells. Colocalizes with CDH1 at sites of cell-cell contact in intestinal epithelial cells.

Images



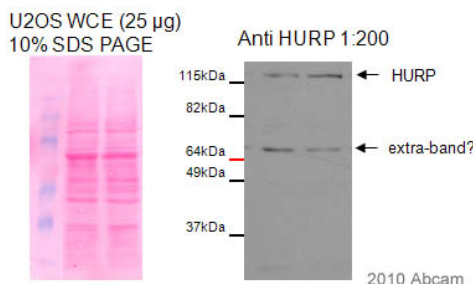
ab84509, at 1/250 dilution, staining HURP in formalin-fixed, paraffin-embedded human basal cell carcinoma by Immunohistochemistry, using DAB staining.

Immunohistochemistry (Formalin/PFA-fixed paraffin-embedded sections) - Anti-HURP antibody (ab84509)



Immunohistochemistry (Formalin/PFA-fixed paraffin-embedded sections) - Anti-HURP antibody (ab84509)

ab84509, at 1/250 dilution, staining HURP in formalin-fixed, paraffin-embedded human seminoma by Immunohistochemistry, using DAB staining.



Western blot - Anti-HURP antibody (ab84509)

Anti-HURP antibody (ab84509) at 1/200 dilution + 25µg of WCE from U2OS cells synchronized by thymidine arrest and release to enrich in mitotic cells (same on lane 1 and 2).

Image kindly provided by Patrizia Lavia, CNR National Research Council, University "La Sapienza", Rome, Italy.

Please note: All products are "FOR RESEARCH USE ONLY AND ARE NOT INTENDED FOR DIAGNOSTIC OR THERAPEUTIC USE"

Our Abpromise to you: Quality guaranteed and expert technical support

- Replacement or refund for products not performing as stated on the datasheet
- Valid for 12 months from date of delivery
- Response to your inquiry within 24 hours
- We provide support in Chinese, English, French, German, Japanese and Spanish
- Extensive multi-media technical resources to help you
- We investigate all quality concerns to ensure our products perform to the highest standards

If the product does not perform as described on this datasheet, we will offer a refund or replacement. For full details of the Abpromise, please visit <https://www.abcam.com/abpromise> or contact our technical team.

Terms and conditions

- Guarantee only valid for products bought direct from Abcam or one of our authorized distributors