

Product datasheet

Anti-MFSD1 antibody ab117605

1 Abreviews 3 Images

Overview

Product name	Anti-MFSD1 antibody
Description	Rabbit polyclonal to MFSD1
Host species	Rabbit
Tested applications	Suitable for: ELISA, WB, IHC-P
Species reactivity	Reacts with: Mouse, Rat, Human
Immunogen	Synthetic peptide conjugated to KLH, corresponding to internal sequence amino acids of Human MFSD1 (NP_073573.2).
Positive control	Human adrenal, colon and pancreas tissues.

Properties

Form	Liquid
Storage instructions	Shipped at 4°C. Store at +4°C short term (1-2 weeks). Store at -20°C or -80°C. Avoid freeze / thaw cycle.
Storage buffer	Preservative: 0.02% Sodium azide Constituent: 99% PBS
Purity	Protein A purified
Clonality	Polyclonal
Isotype	IgG

Applications

Our [Abpromise guarantee](#) covers the use of **ab117605** in the following tested applications.

The application notes include recommended starting dilutions; optimal dilutions/concentrations should be determined by the end user.

Application	Abreviews	Notes
ELISA		Use at an assay dependent concentration.
WB		Use a concentration of 1 - 2 µg/ml. Predicted molecular weight: 51 kDa.

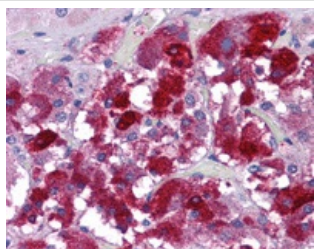
Application	Abreviews	Notes
IHC-P		Use a concentration of 5 µg/ml.

Target

Sequence similarities Belongs to the major facilitator superfamily.

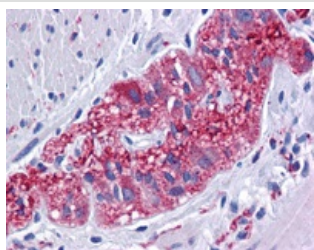
Cellular localization Membrane.

Images



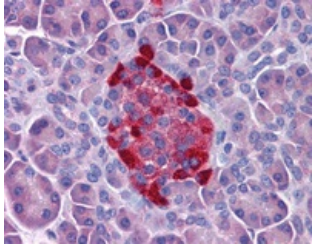
ab117605, at 5µg/ml, staining MFSD1 in Formalin-Fixed, Paraffin-Embedded Human adrenal tissue by Immunohistochemistry.

Immunohistochemistry (Formalin/PFA-fixed paraffin-embedded sections) - Anti-MFSD1 antibody (ab117605)



ab117605, at 5µg/ml, staining MFSD1 in Formalin-Fixed, Paraffin-Embedded Human Colon (Myenteric Plexus) tissue by Immunohistochemistry.

Immunohistochemistry (Formalin/PFA-fixed paraffin-embedded sections) - Anti-MFSD1 antibody (ab117605)



ab117605, at 5 µg/ml, staining MFSD1 in Formalin-fixed, Paraffin-embedded Human Pancreas tissue by Immunohistochemistry.

Immunohistochemistry (Formalin/PFA-fixed paraffin-embedded sections) - Anti-MFSD1 antibody (ab117605)

Please note: All products are "FOR RESEARCH USE ONLY AND ARE NOT INTENDED FOR DIAGNOSTIC OR THERAPEUTIC USE"

Our Abpromise to you: Quality guaranteed and expert technical support

- Replacement or refund for products not performing as stated on the datasheet
- Valid for 12 months from date of delivery
- Response to your inquiry within 24 hours
- We provide support in Chinese, English, French, German, Japanese and Spanish
- Extensive multi-media technical resources to help you
- We investigate all quality concerns to ensure our products perform to the highest standards

If the product does not perform as described on this datasheet, we will offer a refund or replacement. For full details of the Abpromise, please visit <https://www.abcam.com/abpromise> or contact our technical team.

Terms and conditions

- Guarantee only valid for products bought direct from Abcam or one of our authorized distributors