


Product datasheet

Anti-PRDM1/Blimp1 antibody - ChIP Grade ab13700

★★★★☆ 4 Abreviews 5 References 3 Images

Overview

Product name	Anti-PRDM1/Blimp1 antibody - ChIP Grade
Description	Goat polyclonal to PRDM1/Blimp1 - ChIP Grade
Host species	Goat
Tested applications	Suitable for: Flow Cyt, ChIP, WB
Species reactivity	Reacts with: Human Predicted to work with: Mouse, Rat, Cow, Dog, Pig 
Immunogen	Synthetic peptide: KVKQETVEPMDP, corresponding to C terminal amino acids 778-789 of Human PRDM1/Blimp1. Run BLAST with ExPASy Run BLAST with NCBI
Positive control	Human Lymph Node lysate
General notes	GenBank Accession Number - NP_001189

Properties

Form	Liquid
Storage instructions	Shipped at 4°C. Store at +4°C short term (1-2 weeks). Upon delivery aliquot. Store at -20°C. Avoid freeze / thaw cycle.
Storage buffer	Preservative: 0.02% Sodium azide Constituents: Tris buffered saline, 0.5% BSA
Purity	Immunogen affinity purified
Purification notes	Purified from goat serum by ammonium sulphate precipitation followed by antigen affinity chromatography using the immunizing peptide.
Clonality	Polyclonal
Isotype	IgG

Applications

Our [Abpromise guarantee](#) covers the use of **ab13700** in the following tested applications.

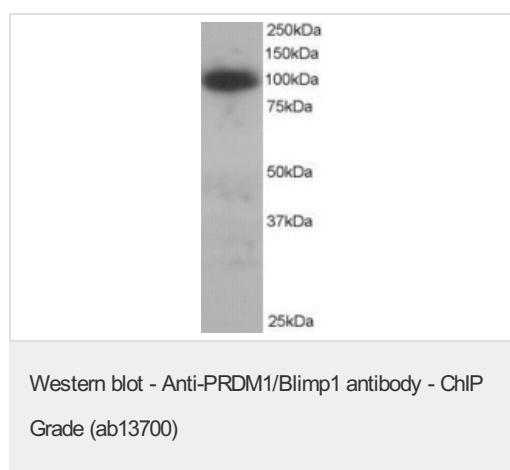
The application notes include recommended starting dilutions; optimal dilutions/concentrations should be determined by the end user.

Application	Abreviews	Notes
Flow Cyt	★★★★☆	Use at an assay dependent concentration. ab37373 - Goat polyclonal IgG, is suitable for use as an isotype control with this antibody.
ChIP		Use at an assay dependent concentration. PubMed: 17264218
WB		Use a concentration of 1 - 2 µg/ml. Detects a band of approximately 100 kDa (predicted molecular weight: 91 kDa).

Target

Function	Transcriptional repressor that binds specifically to the PRDI element in the promoter of the beta-interferon gene (PubMed:1851123). Drives the maturation of B-lymphocytes into Ig secreting cells (PubMed:12626569).
Sequence similarities	Belongs to the class V-like SAM-binding methyltransferase superfamily. Contains 4 C2H2-type zinc fingers. Contains 1 SET domain.
Post-translational modifications	Sumoylation at Lys-816 by PIAS1 augments transcriptional repressor activity, and is critical for plasma cell differentiation. Ubiquitinated by the SCF(FBXO11) complex, leading to its degradation by the proteasome.
Cellular localization	Nucleus. Cytoplasm.

Images



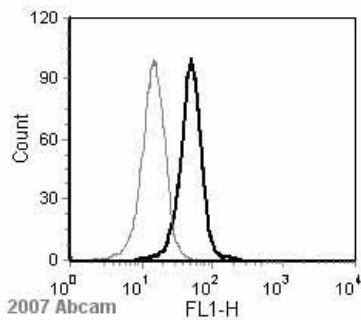
Ab13700 staining (1µg/ml) of human Lymph Node lysate (RIPA buffer, 35µg total protein per lane). Primary incubated for 1 hour. Detected by western blot using chemiluminescence.



Western blot - Anti-PRDM1/Blimp1 antibody - ChIP Grade (ab13700)

Anti-PRDM1/Blimp1 antibody - ChIP Grade (ab13700) at 1 µg/ml (for 1 hour) + Human brain (cerebellum) lysate in RIPA buffer at 35 µg

Predicted band size: 91 kDa



Flow Cytometry - Anti-PRDM1/Blimp1 antibody - ChIP Grade (ab13700)

This image is courtesy of an Abreview submitted by Dr Angelica Cazaly

Human RPMI8226 cells stained with ab13700 at 5 µg/ml, incubated for 30 minutes at 4°C. In parallel, cells were stained with goat IgG at an equivalent concentration to that of PRDM1. The secondary antibody was a FITC-conjugated rabbit anti-goat IgG F(ab)₂. PRDM1 expression was analysed by flow cytometry.

Please note: All products are "FOR RESEARCH USE ONLY AND ARE NOT INTENDED FOR DIAGNOSTIC OR THERAPEUTIC USE"

Our Abpromise to you: Quality guaranteed and expert technical support

- Replacement or refund for products not performing as stated on the datasheet
- Valid for 12 months from date of delivery
- Response to your inquiry within 24 hours
- We provide support in Chinese, English, French, German, Japanese and Spanish
- Extensive multi-media technical resources to help you
- We investigate all quality concerns to ensure our products perform to the highest standards

If the product does not perform as described on this datasheet, we will offer a refund or replacement. For full details of the Abpromise, please visit <https://www.abcam.com/abpromise> or contact our technical team.

Terms and conditions

- Guarantee only valid for products bought direct from Abcam or one of our authorized distributors