abcam

Product datasheet

Recombinant human CD30 protein (Active) ab174016

3 Images

Description

Product name	Recombinant human CD30 protein (Active)
Biological activity	Measured by its ability to block CD30 Ligand-induced IL-6 secretion by HDLM human Hodgkin's lymphoma cells. The ED_{50} for this effect is typically 0.5 - 2.5 µg/ml in the presence of 50 ng/ml of ab174016.
Purity	> 95 % SDS-PAGE.
Endotoxin level	< 1.000 Eu/µg
Expression system	HEK 293 cells
Accession	**P28908**
Protein length	Protein fragment
Animal free	No
Nature	Recombinant
Species	Human
Sequence	FPQDRPFEDTCHGNPSHYYDKAVRRCCYRCPMGLFPTQQCPQRPTDCRKQ CEPDYYLDEADRCTACVTCSRDDLVEKTPCAWNSSRVCECRPGMFCSTSA VNSCARCFFHSVCPAGMIVKFPGTAQKNTVCEPASPGVSPACASPENCKE PSSGTIPQAKPTPVSPATSSASTMPVRGGTRLAQEAASKLTRAPDSPSSV GRPSSDPGLSPTQPCPEGSGDCRKQCEPDYYLDEAGRCTACVSCSRDDLV EKTPCAWNSSRTCECRPGMICATSATNSCARCVPYPICAAETVTKPQDMA EKDTTFEAPPLGTQPDCNPTPENGEAPASTSPTQSLLVDSQASKTLPIPT SAPVALSSTGK
Predicted molecular weight	39 kDa including tags
Amino acids	19 to 379
Tags	His tag C-Terminus

Specifications

Our **Abpromise guarantee** covers the use of **ab174016** in the following tested applications.

The application notes include recommended starting dilutions; optimal dilutions/concentrations should be determined by the end user.

Applications	SDS-PAGE Functional Studies
Form	Lyophilized

Preparation and Storage

Stability and Storage	Shipped at 4°C. Store at 4°C (stable for up to 12 months). Store at -20°C long term. Avoid freeze / thaw cycle. pH: 7.40 Constituents: 95% PBS, 5% Trehalose 5-10% trehalose is commonly used for freeze drying, and after reconstitution, the trehalose is approximately 3-5% This product is an active protein and may elicit a biological response in vivo, handle with caution.
Reconstitution	It is recommended to reconstitute the lyophilized protein in 100 µl sterile deionized water to a final concentration of 1 mg/ml. Solubilize for 30 to 60 minutes at room temperature with occasional gentle mixing. Carrier protein (0.1% HSA or BSA) is strongly recommended for further dilution and long term storage

General Info

Function	Receptor for TNFSF8/CD30L. May play a role in the regulation of cellular growth and transformation of activated lymphoblasts. Regulates gene expression through activation of NF-kappa-B.
Sequence similarities	Contains 6 TNFR-Cys repeats.
Post-translational modifications	Phosphorylated on serine and tyrosine residues.
Cellular localization	Cytoplasm and Cell membrane.

Images

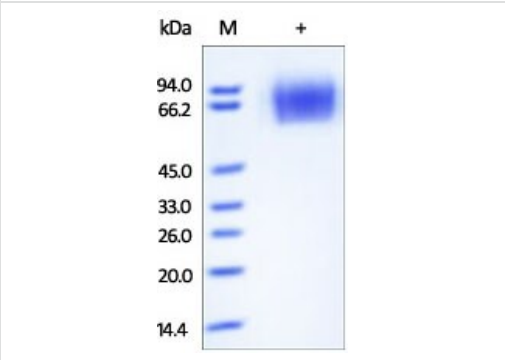

SDS-PAGE - Recombinant human CD30 protein (Active) (ab174016)

Reduced SDS-PAGE aanalysis of ab174016, stained overnight with Coomassie Blue.

DTT-reduced Protein migrates as 75-90 kDa due to glycosylation.

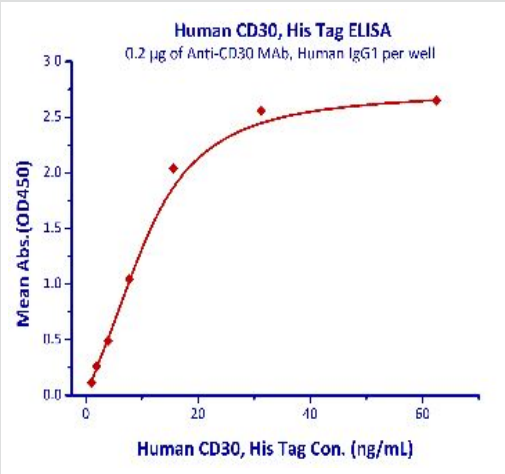

ELISA - Recombinant human CD30 protein (Active) (ab174016)

Immobilized Anti-CD30 MAb, Human IgG1 at 2µg/mL (100 µL/well) can bind ab174016 with a linear range of 1-15.6 ng/mL

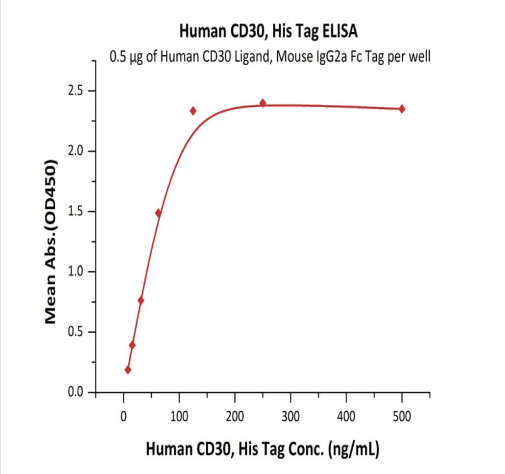

ELISA - Recombinant human CD30 protein (Active) (ab174016)

Immobilized Human CD30 Ligand, Mouse IgG2a Fc Tag at 5 µg/mL (100 µL/well) can bind ab174016 with a linear range of 8-125 ng/mL.

Please note: All products are "FOR RESEARCH USE ONLY. NOT FOR USE IN DIAGNOSTIC PROCEDURES"

Our Abpromise to you: Quality guaranteed and expert technical support

- Replacement or refund for products not performing as stated on the datasheet
- Valid for 12 months from date of delivery
- Response to your inquiry within 24 hours
- We provide support in Chinese, English, French, German, Japanese and Spanish
- Extensive multi-media technical resources to help you
- We investigate all quality concerns to ensure our products perform to the highest standards

If the product does not perform as described on this datasheet, we will offer a refund or replacement. For full details of the Abpromise, please visit **https://www.abcam.com/abpromise** or contact our technical team.

Terms and conditions

- Guarantee only valid for products bought direct from Abcam or one of our authorized distributors