

Product datasheet

Anti-SRD5A2 antibody [EPR6281(B)] ab124877

Recombinant RabMAB

2 Images

Overview

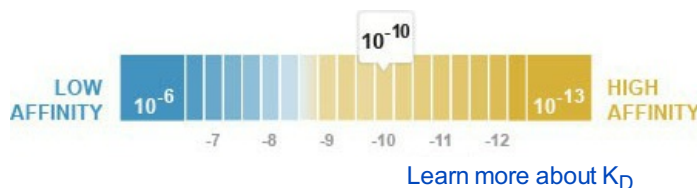
Product name	Anti-SRD5A2 antibody [EPR6281(B)]
Description	Rabbit monoclonal [EPR6281(B)] to SRD5A2
Host species	Rabbit
Tested applications	Suitable for: WB, IP Unsuitable for: Flow Cyt, ICC/IF or IHC-P
Species reactivity	Reacts with: Rat, Human
Immunogen	Synthetic peptide corresponding to residues near the N-terminus of Human SRD5A2 (P31213).
Positive control	LnCaP, Human testis, and PC-3 cell lysates
General notes	Mouse: We have preliminary internal testing data to indicate this antibody may not react with this species. Please contact us for more information.

Our RabMAB[®] technology is a patented hybridoma-based technology for making rabbit monoclonal antibodies. For details on our patents, please refer to [RabMab[®] patents](#)

This product is a recombinant rabbit monoclonal antibody.

Properties

Form	Liquid
Storage instructions	Shipped at 4°C. Upon delivery aliquot and store at -20°C. Avoid freeze / thaw cycles.
Dissociation constant (K_D)	K _D = 3.55 x 10 ⁻¹⁰ M



[Learn more about K_D](#)

Storage buffer	pH: 7.20 Preservative: 0.05% Sodium azide Constituents: 40% Glycerol, 9.85% Tris glycine, 50% Tissue culture supernatant
Purity	Tissue culture supernatant

Clonality	Monoclonal
Clone number	EPR6281(B)
Isotype	IgG

Applications

Our [Abpromise guarantee](#) covers the use of **ab124877** in the following tested applications.

The application notes include recommended starting dilutions; optimal dilutions/concentrations should be determined by the end user.

Application	Abreviews	Notes
WB		1/1000 - 1/10000. Detects a band of approximately 28 kDa (predicted molecular weight: 28 kDa).
IP		1/10 - 1/100.

Application notes Is unsuitable for Flow Cyt, ICC/IF or IHC-P.

Target

Function Converts testosterone (T) into 5-alpha-dihydrotestosterone (DHT) and progesterone or corticosterone into their corresponding 5-alpha-3-oxosteroids. It plays a central role in sexual differentiation and androgen physiology.

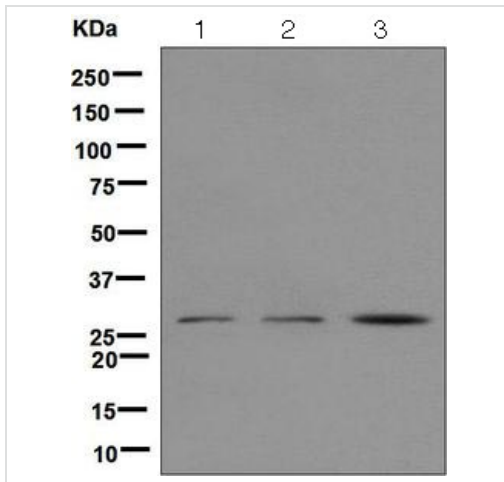
Tissue specificity Expressed in high levels in the prostate and many other androgen-sensitive tissues.

Involvement in disease Defects in SRD5A2 are the cause of pseudovaginal perineoscrotal hypospadias (PPSH) [MIM:264600]. A form of male pseudohermaphroditism in which 46,XY males show ambiguous genitalia at birth, including perineal hypospadias and a blind perineal pouch, and develop masculinization at puberty. The name of the disorder stems from the finding of a blind-ending perineal opening resembling a vagina and a severely hypospadiac penis with the urethra opening onto the perineum.

Sequence similarities Belongs to the steroid 5-alpha reductase family.

Cellular localization Microsome membrane. Endoplasmic reticulum membrane.

Images



Western blot - Anti-SRD5A2 antibody [EPR6281(B)] (ab124877)

All lanes : Anti-SRD5A2 antibody [EPR6281(B)] (ab124877) at 1/1000 dilution

Lane 1 : LnCaP cell lysate

Lane 2 : Human testis lysate

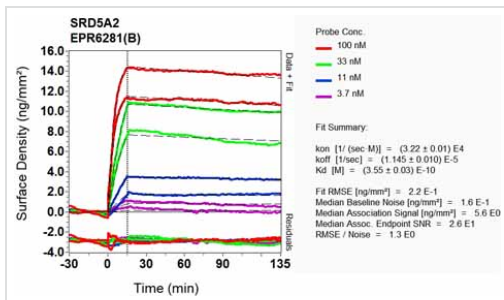
Lane 3 : PC3 cell lysate

Lysates/proteins at 10 µg per lane.

Secondary

All lanes : HRP labelled goat anti-rabbit at 1/2000 dilution

Predicted band size: 28 kDa



Other - Anti-SRD5A2 antibody [EPR6281(B)] (ab124877)

Equilibrium dissociation constant (K_D)

Learn more about K_D

[Click here to learn more about \$K_D\$](#)

Please note: All products are "FOR RESEARCH USE ONLY AND ARE NOT INTENDED FOR DIAGNOSTIC OR THERAPEUTIC USE"

Our Abpromise to you: Quality guaranteed and expert technical support

- Replacement or refund for products not performing as stated on the datasheet
- Valid for 12 months from date of delivery
- Response to your inquiry within 24 hours
- We provide support in Chinese, English, French, German, Japanese and Spanish
- Extensive multi-media technical resources to help you
- We investigate all quality concerns to ensure our products perform to the highest standards

If the product does not perform as described on this datasheet, we will offer a refund or replacement. For full details of the Abpromise, please visit <https://www.abcam.com/abpromise> or contact our technical team.

Terms and conditions

- Guarantee only valid for products bought direct from Abcam or one of our authorized distributors