

Product datasheet

Anti-A1BG antibody ab231809

4 Images

Overview

Product name	Anti-A1BG antibody
Description	Rabbit polyclonal to A1BG
Host species	Rabbit
Tested applications	Suitable for: WB, IHC-P
Species reactivity	Reacts with: Mouse, Human
Immunogen	<p>Recombinant fragment corresponding to Mouse A1BG aa 220-415. N-terminal His-tag and S-tags (Expressed in E.coli).</p> <p>Sequence:</p> <p>QAPPTLCLMGNYLMYPQKTYETLACKAPRNAAEFQLRQG GKVLKIHGFS PTRDAILYVNLKELDNPGPFTCRYRMHKYMHVWSEDSK PVELMWSDETL QAPVLTAEPSRDLEPGSTVQLRCTAPVSGLRFGLQRQG KPELVVVQMLN SSGTEAVFELHNISTIDSGNYSCYMEQAPPFSGSSSSEPV ELRVN</p>

Database link: [Q19LI2](#)

 [Run BLAST with](#)

 [Run BLAST with](#)

Positive control WB: Mouse serum; Human urine; Recombinant mouse A1BG protein. IHC-P: Mouse liver tissue.

General notes

Reproducibility is key to advancing scientific discovery and accelerating scientists' next breakthrough.

Abcam is leading the way with our range of recombinant antibodies, knockout-validated antibodies and knockout cell lines, all of which support improved reproducibility.

We are also planning to innovate the way in which we present recommended applications and species on our product datasheets, so that only applications & species that have been tested in our own labs, our suppliers or by selected trusted collaborators are covered by our Abpromise™ guarantee.

In preparation for this, we have started to update the applications & species that this product is Abpromise guaranteed for.

We are also updating the applications & species that this product has been “predicted to work with,” however this information is not covered by our Abpromise guarantee.

Applications & species from publications and Abreviews that have not been tested in our own labs or in those of our suppliers are not covered by the Abpromise guarantee.

Please check that this product meets your needs before purchasing. If you have any questions, special requirements or concerns, please send us an inquiry and/or contact our Support team ahead of purchase. Recommended alternatives for this product can be found below, as well as customer reviews and Q&As.

Properties

Form	Liquid
Storage instructions	Shipped at 4°C. Store at +4°C short term (1-2 weeks). Upon delivery aliquot. Store at -20°C long term. Avoid freeze / thaw cycle.
Storage buffer	pH: 7.40 Preservative: 0.02% Sodium azide Constituents: PBS, 50% Glycerol
Purity	Immunogen affinity purified
Purification notes	Followed by Protein A affinity chromatography.
Clonality	Polyclonal
Isotype	IgG

Applications

Our [Abpromise guarantee](#) covers the use of **ab231809** in the following tested applications.

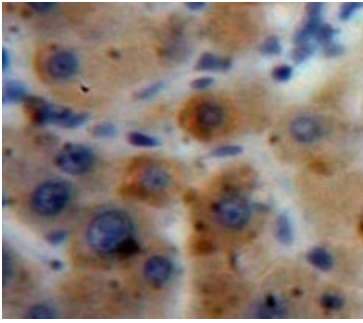
The application notes include recommended starting dilutions; optimal dilutions/concentrations should be determined by the end user.

Application	Abreviews	Notes
WB		Use a concentration of 0.2 - 2 µg/ml.
IHC-P		Use a concentration of 5 - 20 µg/ml.

Target

Tissue specificity	Plasma.
Sequence similarities	Contains 5 Ig-like V-type (immunoglobulin-like) domains.
Cellular localization	Secreted.

Images




Formalin-fixed, paraffin-embedded mouse liver tissue stained for A1BG using ab231809 at 2 μ g/mL in immunohistochemical analysis. DAB staining.

Immunohistochemistry (Formalin/PFA-fixed paraffin-embedded sections) - Anti-A1BG antibody (ab231809)



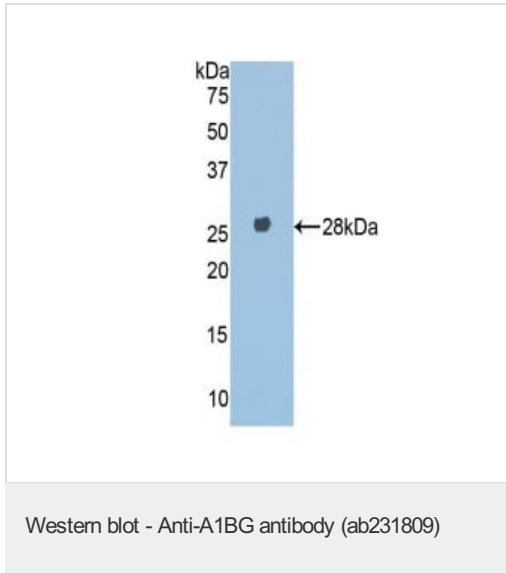
Anti-A1BG antibody (ab231809) at 1 μ g/ml + Mouse serum

Western blot - Anti-A1BG antibody (ab231809)



Anti-A1BG antibody (ab231809) at 1 μ g/ml + Human urine

Western blot - Anti-A1BG antibody (ab231809)



Anti-A1BG antibody (ab231809) at 1 μ g/ml + Recombinant mouse A1BG protein

Please note: All products are "FOR RESEARCH USE ONLY. NOT FOR USE IN DIAGNOSTIC PROCEDURES"

Our Abpromise to you: Quality guaranteed and expert technical support

- Replacement or refund for products not performing as stated on the datasheet
- Valid for 12 months from date of delivery
- Response to your inquiry within 24 hours
- We provide support in Chinese, English, French, German, Japanese and Spanish
- Extensive multi-media technical resources to help you
- We investigate all quality concerns to ensure our products perform to the highest standards

If the product does not perform as described on this datasheet, we will offer a refund or replacement. For full details of the Abpromise, please visit <https://www.abcam.com/abpromise> or contact our technical team.

Terms and conditions

- Guarantee only valid for products bought direct from Abcam or one of our authorized distributors