

Product datasheet

Anti-eRF3B/GSPT2 antibody [2G9] ab119049

5 Images

Overview

<b>Product name</b>	Anti-eRF3B/GSPT2 antibody [2G9]
<b>Description</b>	Mouse monoclonal [2G9] to eRF3B/GSPT2
<b>Host species</b>	Mouse
<b>Tested applications</b>	<b>Suitable for:</b> WB, Flow Cyt, ICC/IF
<b>Species reactivity</b>	<b>Reacts with:</b> Human
<b>Immunogen</b>	Recombinant full length Human eRF3B/GSPT2 produced in HEK293T cells (NP_060564).
<b>Positive control</b>	HEK293T cell lysate transfected with pCMV6-ENTRY eRF3B/GSPT2 cDNA; COS7 cells transiently transfected by pCMV6-ENTRY eRF3B/GSPT2; HEK293T cells transfected with pCMV6-ENTRY eRF3B/GSPT2 overexpress plasmid; HeLa and Jurkat cells.
<b>General notes</b>	Dilute in PBS (pH7.3) before use. Stable for 12 months from date of receipt.

Properties

<b>Form</b>	Liquid
<b>Storage instructions</b>	Shipped at 4°C. Upon delivery aliquot and store at -20°C. Avoid repeated freeze / thaw cycles.
<b>Storage buffer</b>	pH: 7.30 Preservative: 0.02% Sodium azide Constituents: 1% BSA, 50% Glycerol, 48% PBS
<b>Purity</b>	Protein G purified
<b>Purification notes</b>	ab119049 is purified from Mouse ascites fluid by affinity chromatography.
<b>Clonality</b>	Monoclonal
<b>Clone number</b>	2G9
<b>Isotype</b>	IgG1

Applications

Our [Abpromise guarantee](#) covers the use of **ab119049** in the following tested applications.

The application notes include recommended starting dilutions; optimal dilutions/concentrations should be determined by the end user.

Application	Abreviews	Notes
WB		1/2000. Predicted molecular weight: 69 kDa.
Flow Cyt		1/100. <a href="#">ab170190</a> - Mouse monoclonal IgG1, is suitable for use as an isotype control with this antibody.
ICC/IF		1/100.

## Target

### Function

Involved in translation termination in response to the termination codons UAA, UAG and UGA. May play a role as a potent stimulator of the release factor activity of ETF1. Exhibits GTPase activity, which is ribosome- and ETF1-dependent. May play a role in cell cycle progression. Component of the transient SURF complex which recruits UPF1 to stalled ribosomes in the context of nonsense-mediated decay (NMD) of mRNAs containing premature stop codons.

### Tissue specificity

Highly expressed in IUCC stage II colorectal cancer (CRC).


### Sequence similarities

Belongs to the GTP-binding elongation factor family. ERF3 subfamily.

### Cellular localization

Cytoplasm.

## Images



**All lanes :** Anti-eRF3B/GSPT2 antibody [2G9] (ab119049) at 1/2000 dilution

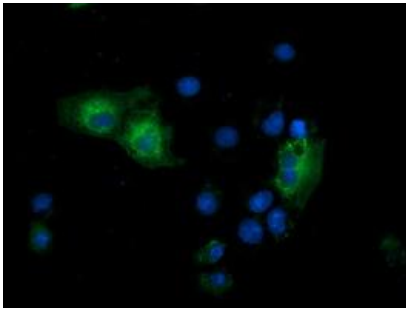
**Lane 1 :** HEK293T lysate transfected with pCMV6-ENTRY control cDNA

**Lane 2 :** HEK293T lysate transfected with pCMV6-ENTRY eRF3B/GSPT2 cDNA

Lysates/proteins at 5 µg per lane.

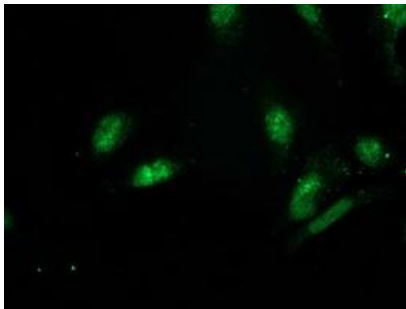
**Predicted band size:** 69 kDa

HEK293T cell lysates were generated from transient transfection of the cDNA clone (RC206259)



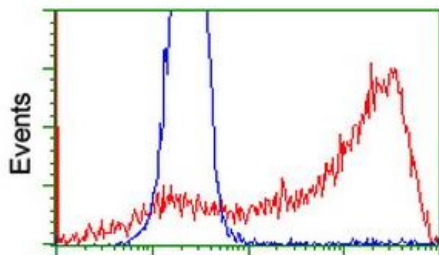
Immunocytochemistry/ Immunofluorescence - Anti-eRF3B/GSPT2 antibody [2G9] (ab119049)

ab119049 at 1/100 dilution staining eRF3B/GSPT2 in COS7 cells transiently transfected with pCMV6-ENTRY eRF3B/GSPT2 by Immunofluorescence.



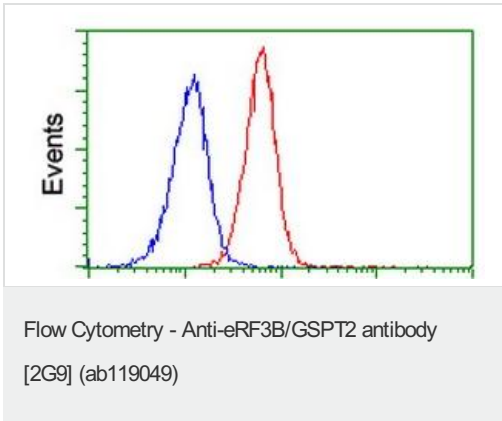
Immunocytochemistry/ Immunofluorescence - Anti-eRF3B/GSPT2 antibody [2G9] (ab119049)

ab119049 at 1/100 dilution staining eRF3B/GSPT2 in HeLa cells by Immunofluorescence.



Flow Cytometry - Anti-eRF3B/GSPT2 antibody [2G9] (ab119049)

ab119049 at 1/100 dilution staining eRF3B/GSPT2 in HEK293T cells transfected with pCMV6-ENTRY eRF3B/GSPT2 overexpress plasmid (Red) or empty vector control plasmid (Blue) by flow cytometry.



ab119049 at 1/100 dilution staining eRF3B/GSPT2 in Jurkat cells by Flow cytometry (Red) compared to a nonspecific negative control antibody (Blue).

**Please note:** All products are "FOR RESEARCH USE ONLY AND ARE NOT INTENDED FOR DIAGNOSTIC OR THERAPEUTIC USE"

### Our Abpromise to you: Quality guaranteed and expert technical support

- Replacement or refund for products not performing as stated on the datasheet
- Valid for 12 months from date of delivery
- Response to your inquiry within 24 hours
- We provide support in Chinese, English, French, German, Japanese and Spanish
- Extensive multi-media technical resources to help you
- We investigate all quality concerns to ensure our products perform to the highest standards

If the product does not perform as described on this datasheet, we will offer a refund or replacement. For full details of the Abpromise, please visit <https://www.abcam.com/abpromise> or contact our technical team.

### Terms and conditions

- Guarantee only valid for products bought direct from Abcam or one of our authorized distributors