


Product datasheet

Anti-GALR3 antibody ab122908

2 Images

Overview

<b>Product name</b>	Anti-GALR3 antibody
<b>Description</b>	Goat polyclonal to GALR3
<b>Host species</b>	Goat
<b>Tested applications</b>	<b>Suitable for:</b> WB, IHC-P, ELISA
<b>Species reactivity</b>	<b>Reacts with:</b> Human <b>Predicted to work with:</b> Monkey 
<b>Immunogen</b>	Synthetic peptide: QGPEPREGPVHGGE with a Cysteine residue linker, corresponding to C terminal amino acids 349-362 of Human GALR3.  <a href="#">Run BLAST with</a> <a href="#">Run BLAST with</a>
<b>Positive control</b>	Human Testis tissue; Hhuman skin lysate.

Properties

<b>Form</b>	Liquid
<b>Storage instructions</b>	Shipped at 4°C. Upon delivery aliquot and store at -20°C. Avoid freeze / thaw cycles.
<b>Storage buffer</b>	pH: 7.30 Preservative: 0.02% Sodium azide Constituents: 99% Tris buffered saline, 0.5% BSA
<b>Purity</b>	Protein G purified
<b>Clonality</b>	Polyclonal
<b>Isotype</b>	IgG

Applications

Our [Abpromise guarantee](#) covers the use of **ab122908** in the following tested applications.

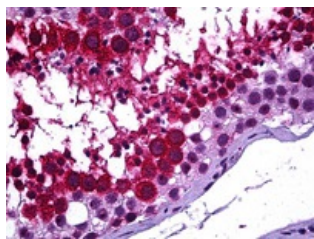
The application notes include recommended starting dilutions; optimal dilutions/concentrations should be determined by the end user.

Application	Abreviews	Notes
WB		Use a concentration of 1 - 3 µg/ml. Predicted molecular weight: 40 kDa.
IHC-P		Use a concentration of 3.75 µg/ml.
ELISA		1/32000.

## Target

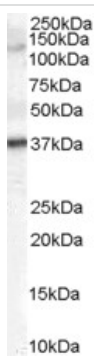
<b>Function</b>	Receptor for the hormone galanin.
<b>Sequence similarities</b>	Belongs to the G-protein coupled receptor 1 family.
<b>Cellular localization</b>	Cell membrane.

## Images



ab122908, at 3.75 µg/ml, staining GALR3 in Formalin-fixed, Paraffin-embedded Human testis tissue by Immunohistochemistry.

Immunohistochemistry (Formalin/PFA-fixed paraffin-embedded sections) - Anti-GALR3 antibody (ab122908)



Anti-GALR3 antibody (ab122908) at 2 µg/ml + Human skin lysate (in RIPA buffer) at 35 µg

Developed using the ECL technique.

**Predicted band size:** 40 kDa

Western blot - Anti-GALR3 antibody (ab122908)

**Please note:** All products are "FOR RESEARCH USE ONLY AND ARE NOT INTENDED FOR DIAGNOSTIC OR THERAPEUTIC USE"

**Our Promise to you: Quality guaranteed and expert technical support**

- Replacement or refund for products not performing as stated on the datasheet
- Valid for 12 months from date of delivery
- Response to your inquiry within 24 hours
  
- We provide support in Chinese, English, French, German, Japanese and Spanish
- Extensive multi-media technical resources to help you
- We investigate all quality concerns to ensure our products perform to the highest standards

If the product does not perform as described on this datasheet, we will offer a refund or replacement. For full details of the Abpromise, please visit <https://www.abcam.com/abpromise> or contact our technical team.

### **Terms and conditions**

---

- Guarantee only valid for products bought direct from Abcam or one of our authorized distributors