

Product datasheet

Anti-Chromogranin A antibody [LK2H10] ab80787

1 References 3 Images

Overview

---

<b>Product name</b>	Anti-Chromogranin A antibody [LK2H10]
<b>Description</b>	Mouse monoclonal [LK2H10] to Chromogranin A
<b>Host species</b>	Mouse
<b>Tested applications</b>	<b>Suitable for:</b> WB, IHC-P
<b>Species reactivity</b>	<b>Reacts with:</b> Rat, Rabbit, Human, Pig, Monkey
<b>Immunogen</b>	Human pheochromocytoma.
<b>Positive control</b>	PC-12 cells. Pancreas.
<b>General notes</b>	Abcam is committed to meeting high standards of ethical manufacturing and as such, we will be discontinuing this product, which has been generated by the ascites method, within the next year. We are sorry for any inconvenience this may cause. If you would like help finding an alternative product, please do not hesitate to contact our scientific support team.

Properties

---

<b>Form</b>	Liquid
<b>Storage instructions</b>	Shipped at 4°C. Upon delivery aliquot and store at -20°C or -80°C. Avoid repeated freeze / thaw cycles.
<b>Storage buffer</b>	Preservative: None Constituents: 10mM PBS, pH 7.4
<b>Purity</b>	Protein G purified
<b>Purification notes</b>	Purified from ascites fluid by Protein G chromatography.
<b>Clonality</b>	Monoclonal
<b>Clone number</b>	LK2H10
<b>Isotype</b>	IgG1
<b>Light chain type</b>	kappa

Applications

---

Our [Abpromise guarantee](#) covers the use of **ab80787** in the following tested applications.

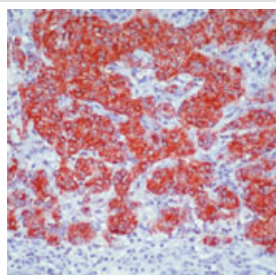
The application notes include recommended starting dilutions; optimal dilutions/concentrations should be determined by the end user.

Application	Abreviews	Notes
WB		Use a concentration of 1 - 2 µg/ml. Detects a band of approximately 68 kDa (predicted molecular weight: 51 kDa).
IHC-P		1/800. Perform heat mediated antigen retrieval before commencing with IHC staining protocol. Use of a high-sensitivity detection system.

## Target

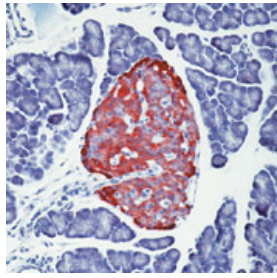
<b>Function</b>	Pancreastatin strongly inhibits glucose induced insulin release from the pancreas.
<b>Sequence similarities</b>	Belongs to the chromogranin/secretogranin protein family.
<b>Post-translational modifications</b>	Sulfated on tyrosine residues and/or contains sulfated glycans. O-glycosylated with core 1 or possibly core 8 glycans.
<b>Cellular localization</b>	Secreted. Neuroendocrine and endocrine secretory granules.
<b>Form</b>	According to the Swiss-Prot database, this protein has many different forms which correspond to various molecular weights; thus the possible variation from the predicted molecular weight of 51kDa.

## Images




Formalin-fixed, paraffin-embedded human pancreatic tumor stained with ab80787 at a 1/800 dilution using peroxidase-conjugate and AEC chromogen. Note cytoplasmic staining of tumor cells.

Immunohistochemistry (Formalin/PFA-fixed paraffin-embedded sections) - Anti-Chromogranin A antibody [LK2H10] (ab80787)



Formalin-fixed, paraffin-embedded rat pancreas stained with ab80787 at a 1/800 dilution using peroxidase-conjugate and AEC chromogen. Note cytoplasmic staining of islet cells.

Immunohistochemistry (Formalin/PFA-fixed paraffin-embedded sections) - Anti-Chromogranin A antibody [LK2H10] (ab80787)



Anti-Chromogranin A antibody [LK2H10] (ab80787) at 2 µg/ml + PC12 cells

**Predicted band size:** 51 kDa

**Observed band size:** 68 kDa

Western blot - Anti-Chromogranin A antibody [LK2H10] (ab80787)

**Please note:** All products are "FOR RESEARCH USE ONLY AND ARE NOT INTENDED FOR DIAGNOSTIC OR THERAPEUTIC USE"

### Our Abpromise to you: Quality guaranteed and expert technical support

- Replacement or refund for products not performing as stated on the datasheet
- Valid for 12 months from date of delivery
- Response to your inquiry within 24 hours
- We provide support in Chinese, English, French, German, Japanese and Spanish
- Extensive multi-media technical resources to help you
- We investigate all quality concerns to ensure our products perform to the highest standards

If the product does not perform as described on this datasheet, we will offer a refund or replacement. For full details of the Abpromise, please visit <https://www.abcam.com/abpromise> or contact our technical team.

### Terms and conditions

- Guarantee only valid for products bought direct from Abcam or one of our authorized distributors