

Product datasheet

Anti-ACAT2/Acetyl-CoA acetyltransferase antibody ab231544

[7 Images](#)

Overview

Product name	Anti-ACAT2/Acetyl-CoA acetyltransferase antibody
Description	Rabbit polyclonal to ACAT2/Acetyl-CoA acetyltransferase
Host species	Rabbit
Tested applications	Suitable for: IHC-P, WB
Species reactivity	Reacts with: Human, Pig
Immunogen	<p>Recombinant full length protein corresponding to Human ACAT2/Acetyl-CoA acetyltransferase aa 1-397. N-terminal tags. Expressed in E. coli.</p> <p>Sequence:</p> <pre> MNAGSDPVVI VSAARTIIGS FNGALAAVPV QDLGSTVIKE VLKRATVAPE DVSEVIFGHV LAAGCGQNPV RQASVGAGIP YSVPWSCQM ICGSGLKAVC LAVQSIGIGD SSMVAGGME NMSKAPHLAYLRTGVKIGEM PLTDSILCDG LTDAFHNMCHM GITAENVAKK WQVSREDQDK VAVLSQNRTE NAQKAGHFDK EMPVLVSTR KGLIEVKTDE FPRHGSNIEA MSKLKPYFLT DGTGTVTPAN ASGINDGAAA VVLMKKSEAD KRGLTPLARI VSWSQVGVEP SIMGIGPIPA IKQAVTKAGW SLEDVDIFEI NEAFAAVSAA VKELGLNPE KVNIEGGAA LGHPLGASGC RILVTLHTLERMGRSRGVAALCIGGGMGIAMCVQRE </pre> <p>Database link: Q9BWD1-1</p> <p style="text-align: right;"> Run BLAST with Run BLAST with </p>
Positive control	WB: Recombinant human ACAT2 protein; HepG2 whole cell lysate; porcine and mouse liver tissue lysate. IHC-P: Human kidney, liver, lung cancer, stomach and stomach cancer tissue.
General notes	<p>This product was previously labelled as ACAT2, Acetyl-CoA acetyltransferase</p> <p>Reproducibility is key to advancing scientific discovery and accelerating scientists' next breakthrough.</p> <p>Abcam is leading the way with our range of recombinant antibodies, knockout-validated antibodies and knockout cell lines, all of which support improved reproducibility.</p>

We are also planning to innovate the way in which we present recommended applications and species on our product datasheets, so that only applications & species that have been tested in our own labs, our suppliers or by selected trusted collaborators are covered by our Abpromise™ guarantee.

In preparation for this, we have started to update the applications & species that this product is Abpromise guaranteed for.

We are also updating the applications & species that this product has been “predicted to work with,” however this information is not covered by our Abpromise guarantee.

Applications & species from publications and Abreviews that have not been tested in our own labs or in those of our suppliers are not covered by the Abpromise guarantee.

Please check that this product meets your needs before purchasing. If you have any questions, special requirements or concerns, please send us an inquiry and/or contact our Support team ahead of purchase. Recommended alternatives for this product can be found below, as well as customer reviews and Q&As.

Properties

Form	Liquid
Storage instructions	Shipped at 4°C. Store at +4°C short term (1-2 weeks). Upon delivery aliquot. Store at -20°C long term. Avoid freeze / thaw cycle.
Storage buffer	pH: 7.40 Preservative: 0.02% Sodium azide Constituents: PBS, 50% Glycerol
Purity	Protein A purified
Purification notes	Antigen-specific affinity chromatography followed by Protein A affinity chromatography
Clonality	Polyclonal
Isotype	IgG

Applications

Our [Abpromise guarantee](#) covers the use of **ab231544** in the following tested applications.

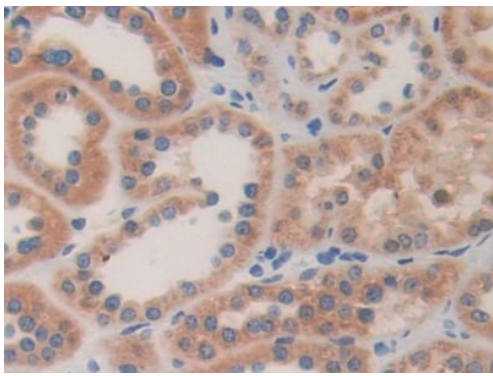
The application notes include recommended starting dilutions; optimal dilutions/concentrations should be determined by the end user.

Application	Abreviews	Notes
IHC-P		Use a concentration of 5 - 20 µg/ml.
WB		Use a concentration of 0.5 - 2 µg/ml.

Target

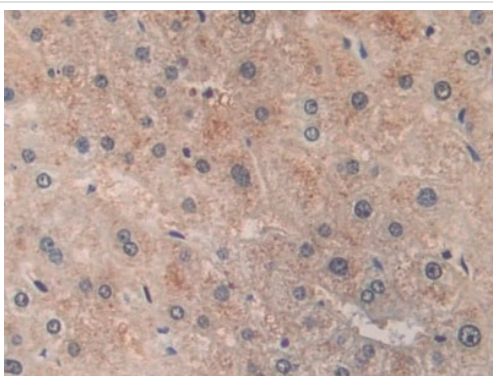
Sequence similarities	Belongs to the thiolase family.
Cellular localization	Cytoplasm.

Images



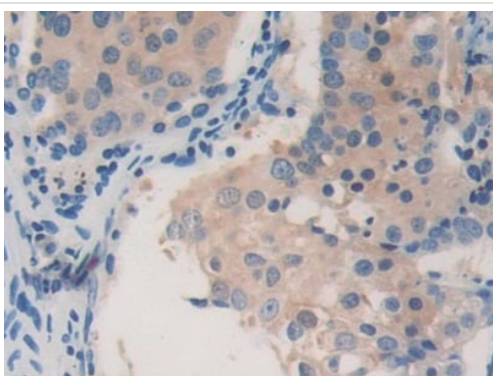
Immunohistochemistry (Formalin/PFA-fixed paraffin-embedded sections) - Anti-ACAT2/Acetyl-CoA acetyltransferase antibody (ab231544)

Formalin-fixed, paraffin-embedded human kidney tissue stained for ACAT2 using ab231544 at 10 $\mu\text{g}/\text{ml}$ in immunohistochemical analysis. DAB staining.



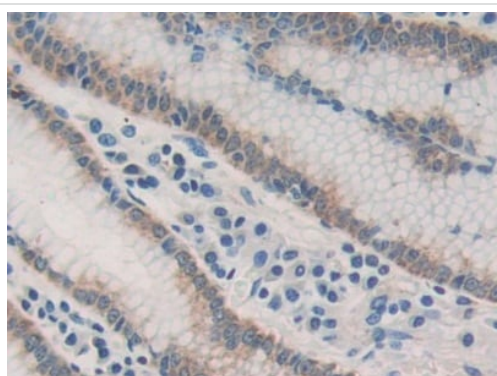
Immunohistochemistry (Formalin/PFA-fixed paraffin-embedded sections) - Anti-ACAT2/Acetyl-CoA acetyltransferase antibody (ab231544)

Formalin-fixed, paraffin-embedded human liver tissue stained for ACAT2 using ab231544 at 10 $\mu\text{g}/\text{ml}$ in immunohistochemical analysis. DAB staining.



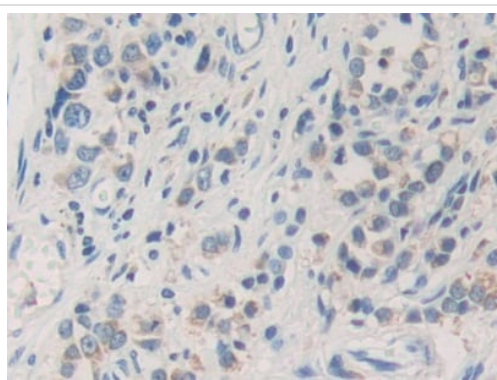
Immunohistochemistry (Formalin/PFA-fixed paraffin-embedded sections) - Anti-ACAT2/Acetyl-CoA acetyltransferase antibody (ab231544)

Formalin-fixed, paraffin-embedded human lung cancer tissue stained for ACAT2 using ab231544 at 10 $\mu\text{g}/\text{ml}$ in immunohistochemical analysis. DAB staining.



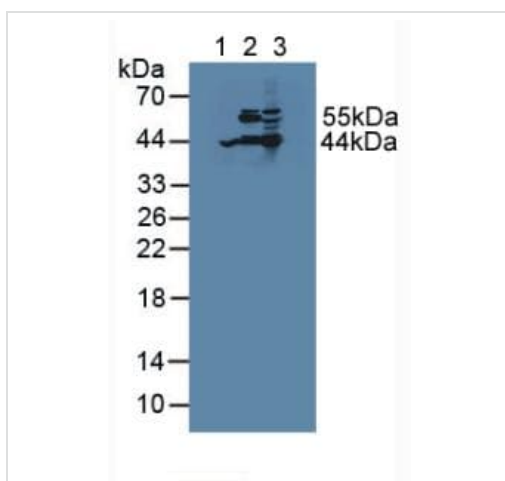
Immunohistochemistry (Formalin/PFA-fixed paraffin-embedded sections) - Anti-ACAT2/Acetyl-CoA acetyltransferase antibody (ab231544)

Formalin-fixed, paraffin-embedded human stomach tissue stained for ACAT2 using ab231544 at 10 µg/ml in immunohistochemical analysis. DAB staining.



Immunohistochemistry (Formalin/PFA-fixed paraffin-embedded sections) - Anti-ACAT2/Acetyl-CoA acetyltransferase antibody (ab231544)

Formalin-fixed, paraffin-embedded human stomach cancer tissue stained for ACAT2 using ab231544 at 10 µg/ml in immunohistochemical analysis. DAB staining.



Western blot - Anti-ACAT2/Acetyl-CoA acetyltransferase antibody (ab231544)

All lanes : Anti-ACAT2/Acetyl-CoA acetyltransferase antibody (ab231544) at 2 µg/ml

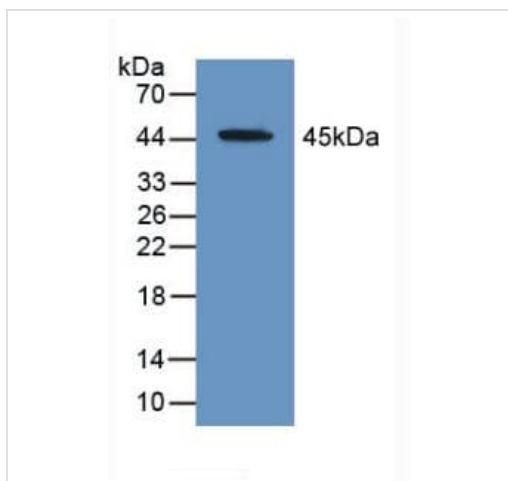
Lane 1 : HepG2 (human liver hepatocellular carcinoma cell line) whole cell lysate

Lane 2 : Porcine liver tissue lysate

Lane 3 : Mouse liver tissue lysate

Secondary

All lanes : HRP-Linked Guinea pig Anti-Rabbit Ab at 1/2000 dilution



Western blot - Anti-ACAT2/Acetyl-CoA acetyltransferase antibody (ab231544)

Anti-ACAT2/Acetyl-CoA acetyltransferase antibody (ab231544) at
2 µg/ml + Recombinant human ACAT2 protein

Secondary

HRP-Linked Guinea pig Anti-Rabbit Ab at 1/2000 dilution

Please note: All products are "FOR RESEARCH USE ONLY. NOT FOR USE IN DIAGNOSTIC PROCEDURES"

Our Abpromise to you: Quality guaranteed and expert technical support

- Replacement or refund for products not performing as stated on the datasheet
- Valid for 12 months from date of delivery
- Response to your inquiry within 24 hours
- We provide support in Chinese, English, French, German, Japanese and Spanish
- Extensive multi-media technical resources to help you
- We investigate all quality concerns to ensure our products perform to the highest standards

If the product does not perform as described on this datasheet, we will offer a refund or replacement. For full details of the Abpromise, please visit <https://www.abcam.com/abpromise> or contact our technical team.

Terms and conditions

- Guarantee only valid for products bought direct from Abcam or one of our authorized distributors