




Product datasheet

Anti-Actin Regulatory Protein CAPG/MCP antibody  
ab217064

2 Images

Overview

<b>Product name</b>	Anti-Actin Regulatory Protein CAPG/MCP antibody
<b>Description</b>	Rabbit polyclonal to Actin Regulatory Protein CAPG/MCP
<b>Host species</b>	Rabbit
<b>Tested applications</b>	<b>Suitable for:</b> WB, IP
<b>Species reactivity</b>	<b>Reacts with:</b> Human <b>Predicted to work with:</b> Rat 
<b>Immunogen</b>	Synthetic peptide within Human Actin Regulatory Protein CAPG/MCP aa 298-348. The exact sequence is proprietary. Sequence: GRKANEKERQAAL QVAEGFISRM QYAPNTQVEI LPQGHESPIF KQFFKDWK  Database link: <a href="#">P40121</a>   <a href="#">Run BLAST with</a>  <a href="#">Run BLAST with</a>
<b>Positive control</b>	HeLa, 293T, and Jurkat whole cell lysates.
<b>General notes</b>	This product was previously labelled as Actin Regulatory Protein CAPG

Properties

<b>Form</b>	Liquid
<b>Storage instructions</b>	Shipped at 4°C. Store at +4°C short term (1-2 weeks). Upon delivery aliquot. Store at -20°C long term. Avoid freeze / thaw cycle.
<b>Storage buffer</b>	Preservative: 0.09% Sodium azide Constituent: 99% Tris citrate/phosphate  pH 7-8
<b>Purity</b>	Immunogen affinity purified
<b>Purification notes</b>	ab217064 was affinity purified using an epitope specific to CAPG immobilized on solid support.

<b>Clonality</b>	Polyclonal
<b>Isotype</b>	IgG

## Applications

Our [Abpromise guarantee](#) covers the use of **ab217064** in the following tested applications.

The application notes include recommended starting dilutions; optimal dilutions/concentrations should be determined by the end user.

Application	Abreviews	Notes
WB		1/2000 - 1/10000. Predicted molecular weight: 38 kDa.
IP		Use at 2-10 µg/mg of lysate.

## Target

**Function** Calcium-sensitive protein which reversibly blocks the barbed ends of actin filaments but does not sever preformed actin filaments. May play an important role in macrophage function. May play a role in regulating cytoplasmic and/or nuclear structures through potential interactions with actin. May bind DNA.


**Tissue specificity** Macrophages and macrophage-like cells.

**Sequence similarities** Belongs to the villin/gelsolin family. Contains 3 gelsolin-like repeats.

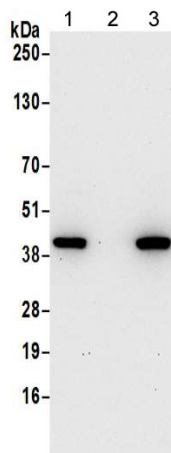
**Post-translational modifications** The N-terminus is blocked.

**Cellular localization** Cytoplasm. Nucleus. Melanosome. Identified by mass spectrometry in melanosome fractions from stage I to stage IV.

## Images



Detection of Actin Regulatory Protein CAPG/MCP in Immunoprecipitates of Jurkat whole cell lysates (1 mg for IP, 20% of IP loaded) using ab217064 at 6 µg/mg lysate for IP (Lane 1). For WB detection ab217064 was used at 0.4 µg/ml. Lane 2 Control IgG IP. Detection: Chemiluminescence with an exposure time of 30 seconds.



Western blot - Anti-Actin Regulatory Protein  
CAPG/MCP antibody (ab217064)

**All lanes** : Anti-Actin Regulatory Protein CAPG/MCP antibody  
(ab217064) at 0.1 µg/ml

**Lane 1** : HeLa whole cell lysate

**Lane 2** : 293T whole cell lysate

**Lane 3** : Jurkat whole cell lysate

Lysates/proteins at 15 µg per lane.

Developed using the ECL technique.

**Predicted band size:** 38 kDa

**Exposure time:** 30 seconds

**Please note:** All products are "FOR RESEARCH USE ONLY. NOT FOR USE IN DIAGNOSTIC PROCEDURES"

### Our Abpromise to you: Quality guaranteed and expert technical support

- Replacement or refund for products not performing as stated on the datasheet
- Valid for 12 months from date of delivery
- Response to your inquiry within 24 hours
- We provide support in Chinese, English, French, German, Japanese and Spanish
- Extensive multi-media technical resources to help you
- We investigate all quality concerns to ensure our products perform to the highest standards

If the product does not perform as described on this datasheet, we will offer a refund or replacement. For full details of the Abpromise, please visit <https://www.abcam.com/abpromise> or contact our technical team.

### Terms and conditions

- Guarantee only valid for products bought direct from Abcam or one of our authorized distributors