




Product datasheet

Anti-Ago1 antibody ab129304

2 Images

Overview

Product name	Anti-Ago1 antibody
Description	Goat polyclonal to Ago1
Host species	Goat
Specificity	ab129304 is not expected to cross-react with EIF2C2, EIF2C3 and EIF2C4
Tested applications	Suitable for: IHC-P
Species reactivity	<p>Reacts with: Human</p> <p>Predicted to work with: Mouse, Rat, Rabbit, Horse, Chicken, Hamster, Cow, Dog, Turkey, Pig, Xenopus laevis, Pufferfish, Monkey, Zebrafish, Gorilla, Opossum, Common marmoset, Bat, Platypus, Elephant </p>
Immunogen	<p>Synthetic peptide:</p> <p>C-KNASYNLDPYIQEF</p> <p>corresponding to internal sequence amino acids 382-395 of Human Ago1 (NP_036331.1).</p> <p style="text-align: right;"> Run BLAST with  Run BLAST with</p>
Positive control	Human Small Intestine and Placenta tissues
General notes	<p>Reproducibility is key to advancing scientific discovery and accelerating scientists' next breakthrough.</p> <p>Abcam is leading the way with our range of recombinant antibodies, knockout-validated antibodies and knockout cell lines, all of which support improved reproducibility.</p> <p>We are also planning to innovate the way in which we present recommended applications and species on our product datasheets, so that only applications & species that have been tested in our own labs, our suppliers or by selected trusted collaborators are covered by our Abpromise™ guarantee.</p> <p>In preparation for this, we have started to update the applications & species that this product is Abpromise guaranteed for.</p> <p>We are also updating the applications & species that this product has been “predicted to work with,” however this information is not covered by our Abpromise guarantee.</p> <p>Applications & species from publications and Abreviews that have not been tested in our own labs or in those of our suppliers are not covered by the Abpromise guarantee.</p> <p>Please check that this product meets your needs before purchasing. If you have any questions, special requirements or concerns, please send us an inquiry and/or contact our Support team ahead of purchase. Recommended alternatives for this product can be found below, as well as customer reviews and Q&As.</p>

Properties

Form	Liquid
Storage instructions	Shipped at 4°C. Upon delivery aliquot and store at -20°C. Avoid freeze / thaw cycles.
Storage buffer	pH: 7.30 Preservative: 0.02% Sodium azide Constituents: 99% Tris buffered saline, 0.05% BSA
Purity	Immunogen affinity purified
Clonality	Polyclonal
Isotype	IgG

Applications

Our [Abpromise guarantee](#) covers the use of **ab129304** in the following tested applications.

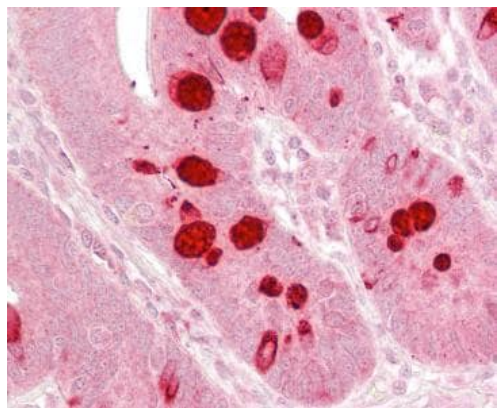
The application notes include recommended starting dilutions; optimal dilutions/concentrations should be determined by the end user.

Application	Abreviews	Notes
IHC-P		Use a concentration of 2.5 - 3.75 µg/ml.

Target

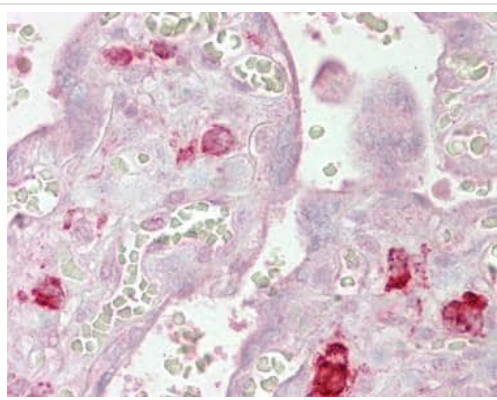
Function	Required for RNA-mediated gene silencing (RNAi). Binds to short RNAs such as microRNAs (miRNAs) or short interfering RNAs (siRNAs), and represses the translation of mRNAs which are complementary to them. Lacks endonuclease activity and does not appear to cleave target mRNAs. Also required for transcriptional gene silencing (TGS) of promoter regions which are complementary to bound short antigenic RNAs (agRNAs).
Sequence similarities	Belongs to the argonaute family. Ago subfamily. Contains 1 PAZ domain. Contains 1 Piwi domain.
Cellular localization	Cytoplasm > P-body.

Images



Immunohistochemistry (Formalin/PFA-fixed paraffin-embedded sections) - Anti-Ago1 antibody (ab129304)

ab129304, at 2.5 µg/ml, staining Ago1 in formalin-fixed, paraffin-embedded Human small intestine tissue by Immunohistochemistry.



Immunohistochemistry (Formalin/PFA-fixed paraffin-embedded sections) - Anti-Ago1 antibody (ab129304)

ab129304, at 2.5 µg/ml, staining Ago1 in formalin-fixed, paraffin-embedded Human placenta tissue by Immunohistochemistry.

Please note: All products are "FOR RESEARCH USE ONLY. NOT FOR USE IN DIAGNOSTIC PROCEDURES"

Our Abpromise to you: Quality guaranteed and expert technical support

- Replacement or refund for products not performing as stated on the datasheet
- Valid for 12 months from date of delivery
- Response to your inquiry within 24 hours

- We provide support in Chinese, English, French, German, Japanese and Spanish
- Extensive multi-media technical resources to help you
- We investigate all quality concerns to ensure our products perform to the highest standards

If the product does not perform as described on this datasheet, we will offer a refund or replacement. For full details of the Abpromise, please visit <https://www.abcam.com/abpromise> or contact our technical team.

Terms and conditions

- Guarantee only valid for products bought direct from Abcam or one of our authorized distributors