

## Product datasheet

# Alexa Fluor® 647 Anti-CD7 antibody [EPR4242] ab199023

Recombinant RabMAb

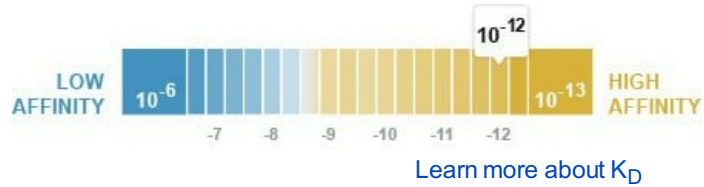
2 Images

### Overview

<b>Product name</b>	Alexa Fluor® 647 Anti-CD7 antibody [EPR4242]
<b>Description</b>	Alexa Fluor® 647 Rabbit monoclonal [EPR4242] to CD7
<b>Host species</b>	Rabbit
<b>Conjugation</b>	Alexa Fluor® 647. Ex: 652nm, Em: 668nm
<b>Tested applications</b>	<b>Suitable for:</b> ICC/IF
<b>Species reactivity</b>	<b>Reacts with:</b> Human
<b>Immunogen</b>	Synthetic peptide. This information is proprietary to Abcam and/or its suppliers.
<b>Positive control</b>	ICC/IF: Jurkat cells
<b>General notes</b>	<p>This product is a recombinant monoclonal antibody, which offers several advantages including:</p> <ul style="list-style-type: none"> <li>- High batch-to-batch consistency and reproducibility</li> <li>- Improved sensitivity and specificity</li> <li>- Long-term security of supply</li> <li>- Animal-free production</li> </ul> <p>For more information <a href="#">see here</a>.</p> <p>Our RabMAb® technology is a patented hybridoma-based technology for making rabbit monoclonal antibodies. For details on our patents, please refer to <a href="#">RabMAb® patents</a>.</p> <p>Alexa Fluor® is a registered trademark of Molecular Probes, Inc, a Thermo Fisher Scientific Company. The Alexa Fluor® dye included in this product is provided under an intellectual property license from Life Technologies Corporation. As this product contains the Alexa Fluor® dye, the purchase of this product conveys to the buyer the non-transferable right to use the purchased product and components of the product only in research conducted by the buyer (whether the buyer is an academic or for-profit entity). As this product contains the Alexa Fluor® dye the sale of this product is expressly conditioned on the buyer not using the product or its components, or any materials made using the product or its components, in any activity to generate revenue, which may include, but is not limited to use of the product or its components: in manufacturing; (ii) to provide a service, information, or data in return for payment (iii) for therapeutic, diagnostic or prophylactic purposes; or (iv) for resale, regardless of whether they are sold for use in research. For information on purchasing a license to this product for purposes other than research, contact Life Technologies Corporation, 5781 Van Allen Way, Carlsbad, CA 92008 USA or <a href="mailto:outlicensing@thermofisher.com">outlicensing@thermofisher.com</a>.</p>

## Properties

<b>Form</b>	Liquid
<b>Storage instructions</b>	Shipped at 4°C. Store at +4°C short term (1-2 weeks). Upon delivery aliquot. Store at -20°C. Avoid freeze / thaw cycle. Store In the Dark.
<b>Dissociation constant (<math>K_D</math>)</b>	$K_D = 2.40 \times 10^{-12}$ M



<b>Storage buffer</b>	pH: 7.40 Preservative: 0.02% Sodium azide Constituents: 30% Glycerol (glycerin, glycerine), PBS, 1% BSA
<b>Purity</b>	Protein A purified
<b>Clonality</b>	Monoclonal
<b>Clone number</b>	EPR4242
<b>Isotype</b>	IgG

## Applications

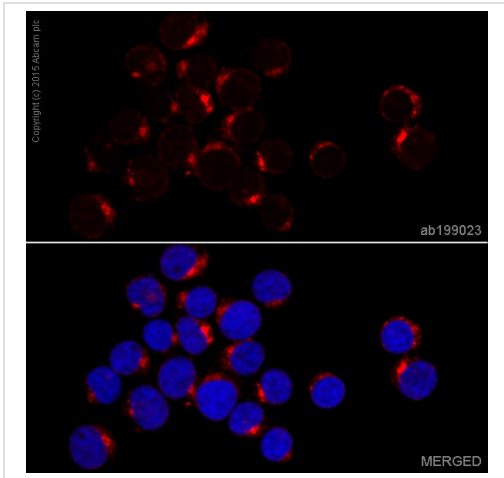
**The Abpromise guarantee** Our [Abpromise guarantee](#) covers the use of ab199023 in the following tested applications. The application notes include recommended starting dilutions; optimal dilutions/concentrations should be determined by the end user.

Application	Abreviews	Notes
ICC/IF		1/50.

## Target

<b>Function</b>	Not yet known.
<b>Sequence similarities</b>	Contains 1 Ig-like (immunoglobulin-like) domain.
<b>Cellular localization</b>	Membrane.

## Images







ab199023 staining CD7 in Jurkat cells. The cells were fixed with 4% formaldehyde (10min), permeabilized with 0.1% Triton X-100 for 5 minutes and then blocked with 1% BSA/10% normal goat serum/0.3M glycine in 0.1% PBS-Tween for 1h. The cells were then incubated overnight at +4°C with ab199023 at 1/50 dilution (shown in red). Nuclear DNA was labelled with DAPI (shown in blue).

Image was taken with a confocal microscope (Leica-Microsystems, TCS SP8).

Immunocytochemistry/ Immunofluorescence - Alexa Fluor® 647 Anti-CD7 antibody [EPR4242] (ab199023)

Why choose a recombinant antibody?

 <p><b>Research with confidence</b> Consistent and reproducible results</p>	 <p><b>Long-term and scalable supply</b> Recombinant technology</p>
 <p><b>Success from the first experiment</b> Confirmed specificity</p>	 <p><b>Ethical standards compliant</b> Animal-free production</p>

Alexa Fluor® 647 Anti-CD7 antibody [EPR4242] (ab199023)

**Please note:** All products are "FOR RESEARCH USE ONLY. NOT FOR USE IN DIAGNOSTIC PROCEDURES"

**Our Abpromise to you: Quality guaranteed and expert technical support**

- Replacement or refund for products not performing as stated on the datasheet
- Valid for 12 months from date of delivery
- Response to your inquiry within 24 hours

- We provide support in Chinese, English, French, German, Japanese and Spanish
- Extensive multi-media technical resources to help you
- We investigate all quality concerns to ensure our products perform to the highest standards

If the product does not perform as described on this datasheet, we will offer a refund or replacement. For full details of the Abpromise, please visit <https://www.abcam.com/abpromise> or contact our technical team.

### **Terms and conditions**

---

- Guarantee only valid for products bought direct from Abcam or one of our authorized distributors