




## Product datasheet

# Anti-Annexin-4/ANXA4 antibody ab232836

4 Images

### Overview

<b>Product name</b>	Anti-Annexin-4/ANXA4 antibody
<b>Description</b>	Rabbit polyclonal to Annexin-4/ANXA4
<b>Host species</b>	Rabbit
<b>Tested applications</b>	<b>Suitable for:</b> WB
<b>Species reactivity</b>	<b>Reacts with:</b> Rat, Dog <b>Predicted to work with:</b> Mouse, Cow, Human, Pig 
<b>Immunogen</b>	Recombinant fragment corresponding to Dog Annexin-4/ANXA4 aa 150-313. (Expressed in E.coli). Sequence: RVLVLSAGGRDEGNFLDDALMRQDAQDLYEAGEKKWG TDEVKFLTVLCS RNRNLLHVFDEYKRISQKDIEQGIKSETSGSFEDALLAVK CMRNKSAY FAERLYKSMKGLGTDDNTLIRVMVSRAEIDMMDIRESFKRL YGKSLYSFIKGDTS GDYRKVLLI  Database link: <a href="#">P50994</a>   <a href="#">Run BLAST with</a>  <a href="#">Run BLAST with</a>
<b>Positive control</b>	WB: Dog stomach and liver lysates; Rat placenta lysate; Recombinant dog Annexin IV/ANXA4 protein.
<b>General notes</b>	This product was previously labelled as Annexin IV/ANXA4

Reproducibility is key to advancing scientific discovery and accelerating scientists' next breakthrough.

Abcam is leading the way with our range of recombinant antibodies, knockout-validated antibodies and knockout cell lines, all of which support improved reproducibility.

We are also planning to innovate the way in which we present recommended applications and species on our product datasheets, so that only applications & species that have been tested in our own labs, our suppliers or by selected trusted collaborators are covered by our Abpromise™ guarantee.

In preparation for this, we have started to update the applications & species that this product is Abpromise guaranteed for.

We are also updating the applications & species that this product has been “predicted to work with,” however this information is not covered by our Abpromise guarantee.

Applications & species from publications and Abreviews that have not been tested in our own labs or in those of our suppliers are not covered by the Abpromise guarantee.

Please check that this product meets your needs before purchasing. If you have any questions, special requirements or concerns, please send us an inquiry and/or contact our Support team ahead of purchase. Recommended alternatives for this product can be found below, as well as customer reviews and Q&As.

## Properties

---

<b>Form</b>	Liquid
<b>Storage instructions</b>	Shipped at 4°C. Store at +4°C short term (1-2 weeks). Upon delivery aliquot. Store at -20°C long term. Avoid freeze / thaw cycle.
<b>Storage buffer</b>	pH: 7.40 Preservative: 0.02% Sodium azide Constituents: PBS, 50% Glycerol
<b>Purity</b>	Immunogen affinity purified
<b>Purification notes</b>	ab232836 was purified by antigen-specific affinity chromatography followed by Protein A affinity chromatography.
<b>Clonality</b>	Polyclonal
<b>Isotype</b>	IgG

## Applications

---

Our [Abpromise guarantee](#) covers the use of **ab232836** in the following tested applications.

The application notes include recommended starting dilutions; optimal dilutions/concentrations should be determined by the end user.

Application	Abreviews	Notes
WB		Use a concentration of 0.2 - 2 µg/ml. Predicted molecular weight: 36 kDa.

---

## Target


---

<b>Function</b>	Calcium/phospholipid-binding protein which promotes membrane fusion and is involved in exocytosis.
<b>Sequence similarities</b>	Belongs to the annexin family. Contains 4 annexin repeats.
<b>Domain</b>	A pair of annexin repeats may form one binding site for calcium and phospholipid.

---

## Images

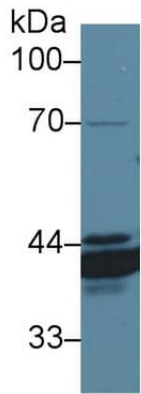
---



Western blot - Anti-Annexin-4/ANXA4 antibody (ab232836)

Anti-Annexin-4/ANXA4 antibody (ab232836) at 2 µg/ml + Recombinant dog Annexin IV/ANXA4 protein

**Predicted band size:** 36 kDa



Western blot - Anti-Annexin-4/ANXA4 antibody (ab232836)

Anti-Annexin-4/ANXA4 antibody (ab232836) at 2 µg/ml + Dog stomach lysate

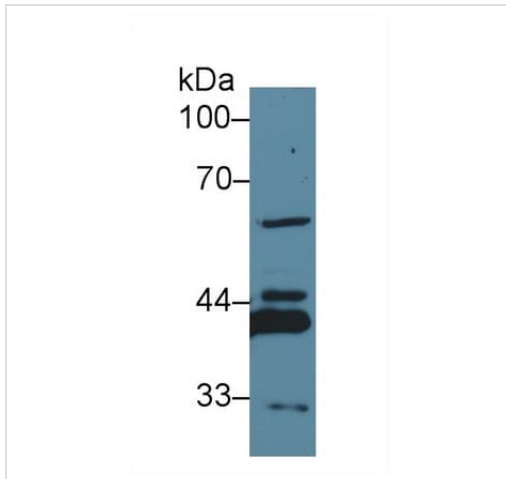
**Predicted band size:** 36 kDa



Western blot - Anti-Annexin-4/ANXA4 antibody (ab232836)

Anti-Annexin-4/ANXA4 antibody (ab232836) at 2 µg/ml + Dog liver lysate

**Predicted band size:** 36 kDa



Anti-Annexin-4/ANXA4 antibody (ab232836) at 2 µg/ml + Rat placenta lysate

**Predicted band size:** 36 kDa

Western blot - Anti-Annexin-4/ANXA4 antibody (ab232836)

**Please note:** All products are "FOR RESEARCH USE ONLY. NOT FOR USE IN DIAGNOSTIC PROCEDURES"

### Our Abpromise to you: Quality guaranteed and expert technical support

---

- Replacement or refund for products not performing as stated on the datasheet
- Valid for 12 months from date of delivery
- Response to your inquiry within 24 hours
  
- We provide support in Chinese, English, French, German, Japanese and Spanish
- Extensive multi-media technical resources to help you
- We investigate all quality concerns to ensure our products perform to the highest standards

If the product does not perform as described on this datasheet, we will offer a refund or replacement. For full details of the Abpromise, please visit <https://www.abcam.com/abpromise> or contact our technical team.

### Terms and conditions

---

- Guarantee only valid for products bought direct from Abcam or one of our authorized distributors