

## Product datasheet

# Anti-APOBEC3F antibody ab227962

[2 References](#) [3 Images](#)

### Overview

---

<b>Product name</b>	Anti-APOBEC3F antibody
<b>Description</b>	Rabbit polyclonal to APOBEC3F
<b>Host species</b>	Rabbit
<b>Tested applications</b>	<b>Suitable for:</b> WB, ICC/IF, IHC-P
<b>Species reactivity</b>	<b>Reacts with:</b> Human
<b>Immunogen</b>	Recombinant fragment within Human APOBEC3F (internal sequence). The exact sequence is proprietary. Database link: <a href="#">Q8IUX4</a>
<b>Positive control</b>	WB: Jurkat whole cell lysate ( <a href="#">ab7899</a> ). IHC-P: Human colon carcinoma tissue. ICC/IF: A431 cells.
<b>General notes</b>	<p>Reproducibility is key to advancing scientific discovery and accelerating scientists' next breakthrough.</p> <p>Abcam is leading the way with our range of recombinant antibodies, knockout-validated antibodies and knockout cell lines, all of which support improved reproducibility.</p> <p>We are also planning to innovate the way in which we present recommended applications and species on our product datasheets, so that only applications &amp; species that have been tested in our own labs, our suppliers or by selected trusted collaborators are covered by our Abpromise™ guarantee.</p> <p>In preparation for this, we have started to update the applications &amp; species that this product is Abpromise guaranteed for.</p> <p>We are also updating the applications &amp; species that this product has been "predicted to work with," however this information is not covered by our Abpromise guarantee.</p> <p>Applications &amp; species from publications and Abreviews that have not been tested in our own labs or in those of our suppliers are not covered by the Abpromise guarantee.</p> <p>Please check that this product meets your needs before purchasing. If you have any questions, special requirements or concerns, please send us an inquiry and/or contact our Support team ahead of purchase. Recommended alternatives for this product can be found below, as well as customer reviews and Q&amp;As.</p>

### Properties

---

<b>Form</b>	Liquid
-------------	--------

<b>Storage instructions</b>	Shipped at 4°C. Store at +4°C short term (1-2 weeks). Upon delivery aliquot. Store at -20°C long term. Avoid freeze / thaw cycle.
<b>Storage buffer</b>	pH: 7.00 Preservative: 0.01% Thimerosal (merthiolate) Constituents: 1.21% Tris, 0.75% Glycine, 20% Glycerol (glycerin, glycerine)
<b>Purity</b>	Immunogen affinity purified
<b>Clonality</b>	Polyclonal
<b>Isotype</b>	IgG

## Applications

Our [Abpromise guarantee](#) covers the use of **ab227962** in the following tested applications.

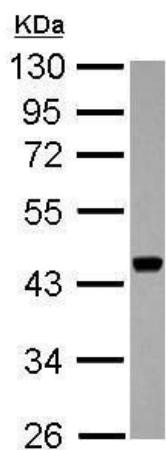
The application notes include recommended starting dilutions; optimal dilutions/concentrations should be determined by the end user.

Application	Abreviews	Notes
WB		1/500 - 1/3000. Predicted molecular weight: 46 kDa.
ICC/IF		1/100 - 1/1000.
IHC-P		1/100 - 1/1000.

## Target

<b>Function</b>	DNA deaminase (cytidine deaminase) which acts as an inhibitor of retrovirus replication and retrotransposon mobility via deaminase-dependent and -independent mechanisms. Exhibits antiviral activity against vif-deficient HIV-1. After the penetration of retroviral nucleocapsids into target cells of infection and the initiation of reverse transcription, it can induce the conversion of cytosine to uracil in the minus-sense single-strand viral DNA, leading to G-to-A hypermutations in the subsequent plus-strand viral DNA. The resultant detrimental levels of mutations in the proviral genome, along with a deamination-independent mechanism that works prior to the proviral integration, together exert efficient antiretroviral effects in infected target cells. Selectively targets single-stranded DNA and does not deaminate double-stranded DNA or single- or double-stranded RNA. Exhibits antiviral activity also against hepatitis B virus (HBV), equine infectious anemia virus (EIAV), xenotropic MuLV-related virus (XMRV) and simian foamy virus (SFV) and may inhibit the mobility of LTR and non-LTR retrotransposons. May also play a role in the epigenetic regulation of gene expression through the process of active DNA demethylation.
<b>Tissue specificity</b>	Widely expressed. Highly expressed in ovary.
<b>Sequence similarities</b>	Belongs to the cytidine and deoxycytidylate deaminase family. Contains 2 CMP/dCMP-type deaminase domains.
<b>Domain</b>	The CMP/dCMP deaminase domain 1 mediates RNA binding, RNA-dependent oligomerization and virion incorporation whereas the CMP/dCMP deaminase domain 2 confers deoxycytidine deaminase activity and substrate sequence specificity.
<b>Cellular localization</b>	Cytoplasm. Cytoplasm, P-body.

## Images

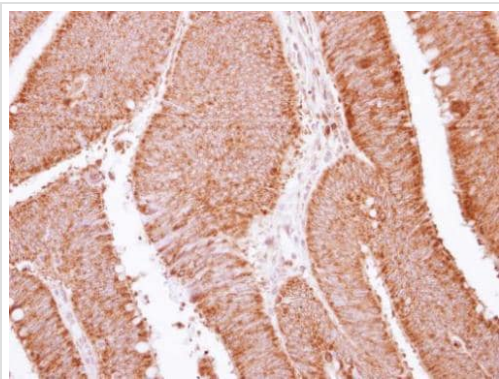


Western blot - Anti-APOBEC3F antibody (ab227962)

Anti-APOBEC3F antibody (ab227962) at 1/1000 dilution + Jurkat (human T cell leukemia cell line from peripheral blood) whole cell lysate at 30  $\mu$ g

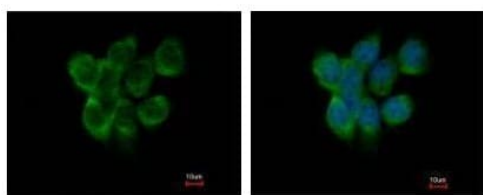
**Predicted band size:** 46 kDa

10% SDS PAGE gel.



Immunohistochemistry (Formalin/PFA-fixed paraffin-embedded sections) - Anti-APOBEC3F antibody (ab227962)

Paraffin-embedded human colon carcinoma tissue stained for APOBEC3F using ab227962 at 1/250 dilution in immunohistochemical analysis.



Immunocytochemistry/ Immunofluorescence - Anti-APOBEC3F antibody (ab227962)

Paraformaldehyde-fixed A431 (human epidermoid carcinoma cell line) cells stained for APOBEC3F (green) using ab227962 at 1/500 dilution in ICC/IF.

Nuclear counter stain: Hoechst 33342 (blue).

**Please note:** All products are "FOR RESEARCH USE ONLY. NOT FOR USE IN DIAGNOSTIC PROCEDURES"

**Our Abpromise to you: Quality guaranteed and expert technical support**

- Replacement or refund for products not performing as stated on the datasheet

- Valid for 12 months from date of delivery
- Response to your inquiry within 24 hours
  
- We provide support in Chinese, English, French, German, Japanese and Spanish
- Extensive multi-media technical resources to help you
- We investigate all quality concerns to ensure our products perform to the highest standards

If the product does not perform as described on this datasheet, we will offer a refund or replacement. For full details of the Abpromise, please visit <https://www.abcam.com/abpromise> or contact our technical team.

### **Terms and conditions**

---

- Guarantee only valid for products bought direct from Abcam or one of our authorized distributors