


Product datasheet

Anti-Aquaporin 3 antibody ab125045

1 References 2 Images

Overview

Product name	Anti-Aquaporin 3 antibody
Description	Rabbit polyclonal to Aquaporin 3
Host species	Rabbit
Tested applications	Suitable for: WB, ICC/IF
Species reactivity	Reacts with: Rat Predicted to work with: Rabbit, Horse 

Immunogen Synthetic peptide:
 N-CHLEQPPPSTEAEENVKLAHMKHKEQI
 , corresponding to C terminal amino acids 267-292 of Rat Aquaporin 3 (NP_113891.1).
[Run BLAST with](#) [Run BLAST with](#)

General notes The Life Science industry has been in the grips of a reproducibility crisis for a number of years. Abcam is leading the way in addressing this with our range of recombinant monoclonal antibodies and knockout edited cell lines for gold-standard validation. Please check that this product meets your needs before purchasing.

If you have any questions, special requirements or concerns, please send us an inquiry and/or contact our Support team ahead of purchase. Recommended alternatives for this product can be found below, along with publications, customer reviews and Q&As

Properties

Form	Liquid
Storage instructions	Shipped at 4°C. Store at -20°C.
Storage buffer	Preservative: 0.09% Sodium azide Constituents: 50% Glycerol (glycerin, glycerine), 49% PBS
Purity	Protein A purified
Clonality	Polyclonal
Isotype	IgG

Applications

The Abpromise guarantee

Our [Abpromise guarantee](#) covers the use of ab125045 in the following tested applications.

The application notes include recommended starting dilutions; optimal dilutions/concentrations should be determined by the end user.

Application	Abreviews	Notes
WB		1/1000 - 1/4000. Predicted molecular weight: 31 kDa.
ICC/IF		1/200 - 1/400.

Target

Function

Water channel required to promote glycerol permeability and water transport across cell membranes. Acts as a glycerol transporter in skin and plays an important role in regulating SC (stratum corneum) and epidermal glycerol content. Involved in skin hydration, wound healing, and tumorigenesis. Provides kidney medullary collecting duct with high permeability to water, thereby permitting water to move in the direction of an osmotic gradient. Slightly permeable to urea and may function as a water and urea exit mechanism in antidiuresis in collecting duct cells. It may play an important role in gastrointestinal tract water transport and in glycerol metabolism.

Tissue specificity

Widely expressed in epithelial cells of kidney (collecting ducts) and airways, in keratinocytes, immature dendritic cells and erythrocytes. Isoform 2 is not detectable in erythrocytes at the protein level.

Sequence similarities

Belongs to the MIP/aquaporin (TC 1.A.8) family.

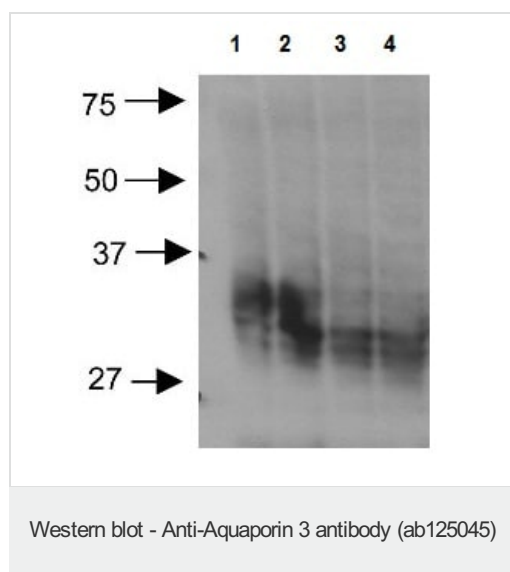
Domain

Aquaporins contain two tandem repeats each containing three membrane-spanning domains and a pore-forming loop with the signature motif Asn-Pro-Ala (NPA).

Cellular localization

Basolateral cell membrane. In collecting ducts of kidney.

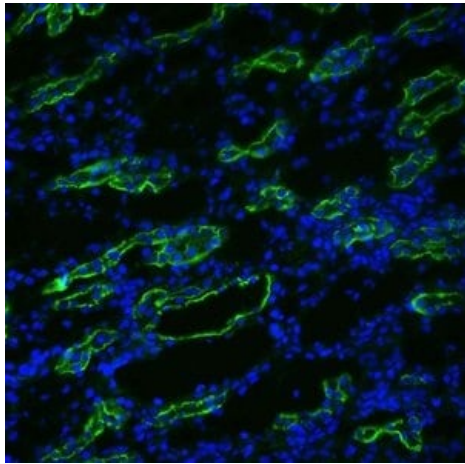
Images



All lanes : Anti-Aquaporin 3 antibody (ab125045) at 1/2000 dilution

All lanes : Rat kidney lysate

Predicted band size: 31 kDa



ab125045, at 1/200 dilution, staining Aquaporin 3 in Rat kidney tissues by Immunofluorescence.

Immunocytochemistry/ Immunofluorescence - Anti-Aquaporin 3 antibody (ab125045)

Please note: All products are "FOR RESEARCH USE ONLY. NOT FOR USE IN DIAGNOSTIC PROCEDURES"

Our Abpromise to you: Quality guaranteed and expert technical support

- Replacement or refund for products not performing as stated on the datasheet
- Valid for 12 months from date of delivery
- Response to your inquiry within 24 hours
- We provide support in Chinese, English, French, German, Japanese and Spanish
- Extensive multi-media technical resources to help you
- We investigate all quality concerns to ensure our products perform to the highest standards

If the product does not perform as described on this datasheet, we will offer a refund or replacement. For full details of the Abpromise, please visit <https://www.abcam.com/abpromise> or contact our technical team.

Terms and conditions

- Guarantee only valid for products bought direct from Abcam or one of our authorized distributors