


Product datasheet

Anti-ATG2A antibody ab226931

[2 Images](#)

Overview

Product name	Anti-ATG2A antibody
Description	Rabbit polyclonal to ATG2A
Host species	Rabbit
Tested applications	Suitable for: WB, IP
Species reactivity	Reacts with: Human Predicted to work with: Cow, Pig 
Immunogen	Recombinant fragment within Human ATG2A (N terminal). The exact sequence is proprietary. Database link: Q2TAZ0
Positive control	WB: U-87 MG and SK-N-SH whole cell extracts. IP: THP-1 whole cell extract.
General notes	<p>Reproducibility is key to advancing scientific discovery and accelerating scientists' next breakthrough.</p> <p>Abcam is leading the way with our range of recombinant antibodies, knockout-validated antibodies and knockout cell lines, all of which support improved reproducibility.</p> <p>We are also planning to innovate the way in which we present recommended applications and species on our product datasheets, so that only applications & species that have been tested in our own labs, our suppliers or by selected trusted collaborators are covered by our Abpromise™ guarantee.</p> <p>In preparation for this, we have started to update the applications & species that this product is Abpromise guaranteed for.</p> <p>We are also updating the applications & species that this product has been “predicted to work with,” however this information is not covered by our Abpromise guarantee.</p> <p>Applications & species from publications and Abreviews that have not been tested in our own labs or in those of our suppliers are not covered by the Abpromise guarantee.</p> <p>Please check that this product meets your needs before purchasing. If you have any questions, special requirements or concerns, please send us an inquiry and/or contact our Support team ahead of purchase. Recommended alternatives for this product can be found below, as well as customer reviews and Q&As.</p>

Properties

Form	Liquid
-------------	--------

Storage instructions	Shipped at 4°C. Store at +4°C short term (1-2 weeks). Upon delivery aliquot. Store at -20°C long term. Avoid freeze / thaw cycle.
Storage buffer	pH: 7.00 Preservative: 0.025% Proclin 300 Constituents: 79% PBS, 20% Glycerol (glycerin, glycerine)
Purity	Immunogen affinity purified
Clonality	Polyclonal
Isotype	IgG

Applications

Our [Abpromise guarantee](#) covers the use of **ab226931** in the following tested applications.

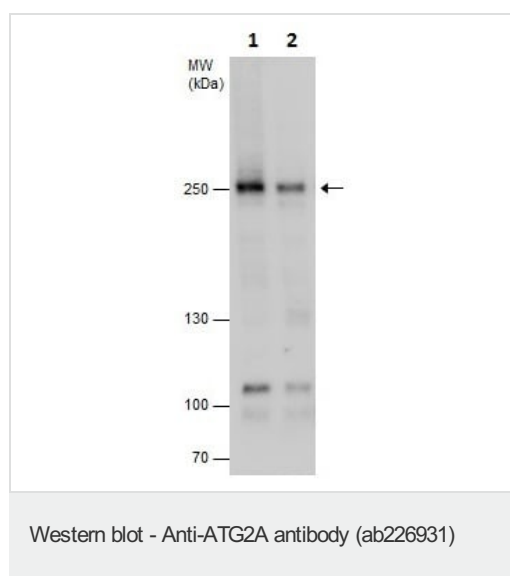
The application notes include recommended starting dilutions; optimal dilutions/concentrations should be determined by the end user.

Application	Abreviews	Notes
WB		1/500 - 1/3000. Predicted molecular weight: 212 kDa.
IP		1/100 - 1/571.

Target

Sequence similarities Belongs to the ATG2 family.

Images



All lanes : Anti-ATG2A antibody (ab226931) at 1/1000 dilution

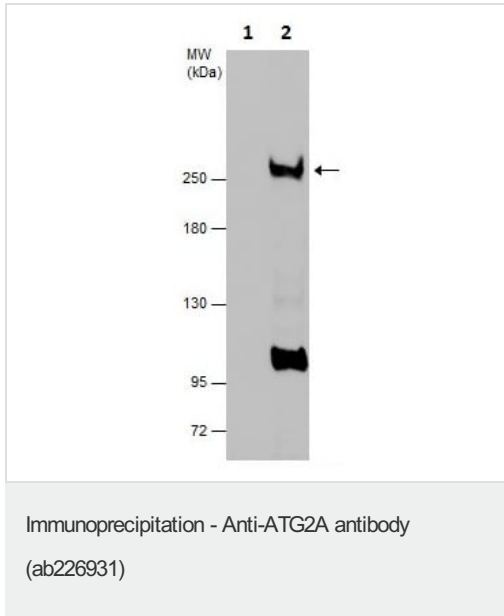
Lane 1 : U-87 MG (human glioblastoma-astrocytoma epithelial cell line) whole cell extract

Lane 2 : SK-N-SH (human neuroblastoma cell line) whole cell extract

Lysates/proteins at 30 µg per lane.

Predicted band size: 212 kDa

5% SDS-PAGE gel.



ATG2A was immunoprecipitated from THP-1 (human monocytic leukemia cell line) whole cell extract with 5 µg ab226931. Western blot was performed from the immunoprecipitate using ab226931.

Lane 1: Control IgG IP in THP-1 whole cell extract.

Lane 2: ab226931 IP in THP-1 whole cell extract.

Please note: All products are "FOR RESEARCH USE ONLY. NOT FOR USE IN DIAGNOSTIC PROCEDURES"

Our Abpromise to you: Quality guaranteed and expert technical support

- Replacement or refund for products not performing as stated on the datasheet
- Valid for 12 months from date of delivery
- Response to your inquiry within 24 hours

- We provide support in Chinese, English, French, German, Japanese and Spanish
- Extensive multi-media technical resources to help you
- We investigate all quality concerns to ensure our products perform to the highest standards

If the product does not perform as described on this datasheet, we will offer a refund or replacement. For full details of the Abpromise, please visit <https://www.abcam.com/abpromise> or contact our technical team.

Terms and conditions

- Guarantee only valid for products bought direct from Abcam or one of our authorized distributors