


Product datasheet

Anti-BAG2 antibody ab229089

3 Images

Overview

Product name	Anti-BAG2 antibody
Description	Rabbit polyclonal to BAG2
Host species	Rabbit
Tested applications	Suitable for: IHC-P, WB, ICC/IF
Species reactivity	Reacts with: Human Predicted to work with: Mouse, Rat, Cow, Rhesus monkey 
Immunogen	Recombinant fragment within Human BAG2 (internal sequence). The exact sequence is proprietary. Database link: O95816
Positive control	ICC/IF: HeLa cells. IHC-P: CL1-5 xenograft. WB: A549 whole cell lysate.

Properties

Form	Liquid
Storage instructions	Shipped at 4°C. Store at +4°C short term (1-2 weeks). Upon delivery aliquot. Store at -20°C long term. Avoid freeze / thaw cycle.
Storage buffer	pH: 7.00 Preservative: 0.01% Thimerosal (merthiolate) Constituents: 1.21% Tris, 0.75% Glycine, 20% Glycerol
Purity	Immunogen affinity purified
Clonality	Polyclonal
Isotype	IgG

Applications

Our [Abpromise guarantee](#) covers the use of **ab229089** in the following tested applications.

The application notes include recommended starting dilutions; optimal dilutions/concentrations should be determined by the end user.

Application	Abreviews	Notes
IHC-P		1/100 - 1/1000.

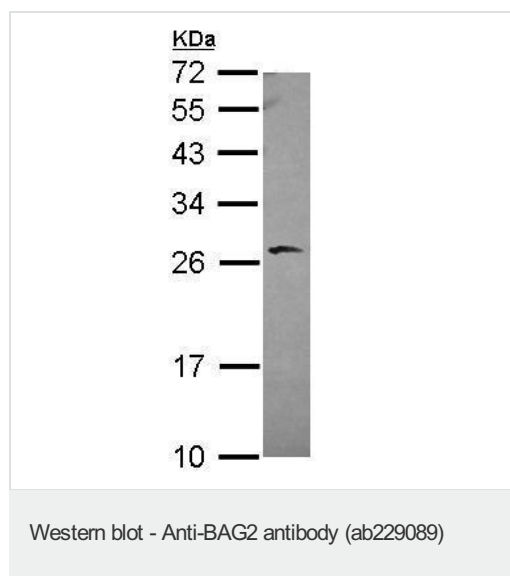
Application	Abreviews	Notes
WB		1/1000 - 1/10000. Predicted molecular weight: 23 kDa.
ICC/IF		1/100 - 1/1000.

Target

Function Inhibits the chaperone activity of HSP70/HSC70 by promoting substrate release.

Sequence similarities Contains 1 BAG domain.

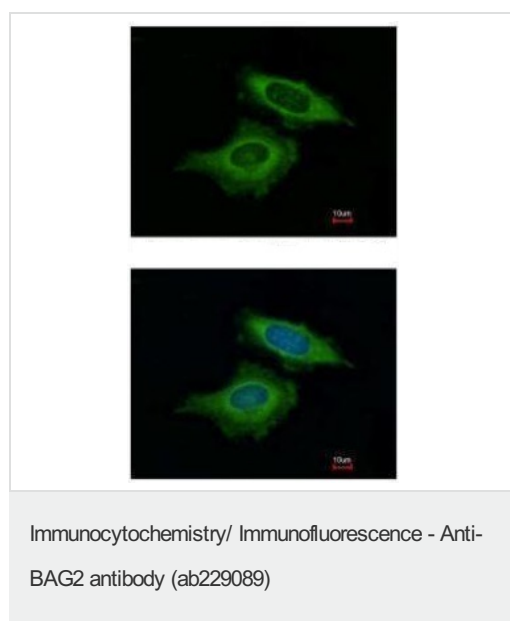
Images



Anti-BAG2 antibody (ab229089) at 1/5000 dilution + A549 (human lung carcinoma cell line) whole cell lysate at 30 µg

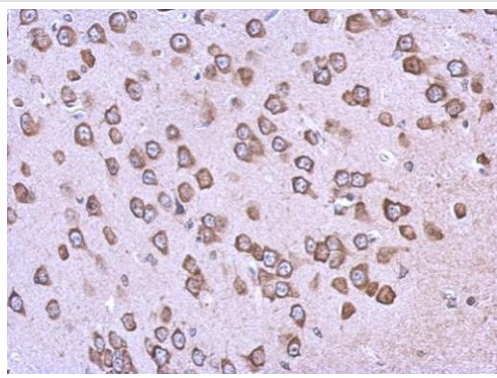
Predicted band size: 23 kDa

12% SDS-PAGE gel.



HeLa (human epithelial cell line from cervix adenocarcinoma) cells stained for BAG2 (green) using ab229089 at 1/200 dilution in ICC/IF. Cells were fixed in methanol.

Blue: Hoechst 33342 staining.



Paraffin-embedded CL1-5 xenograft stained for BAG2 using ab229089 at 1/500 dilution in immunohistochemical analysis.

Immunohistochemistry (Formalin/PFA-fixed paraffin-embedded sections) - Anti-BAG2 antibody (ab229089)

Please note: All products are "FOR RESEARCH USE ONLY. NOT FOR USE IN DIAGNOSTIC PROCEDURES"

Our Abpromise to you: Quality guaranteed and expert technical support

- Replacement or refund for products not performing as stated on the datasheet
- Valid for 12 months from date of delivery
- Response to your inquiry within 24 hours
- We provide support in Chinese, English, French, German, Japanese and Spanish
- Extensive multi-media technical resources to help you
- We investigate all quality concerns to ensure our products perform to the highest standards

If the product does not perform as described on this datasheet, we will offer a refund or replacement. For full details of the Abpromise, please visit <https://www.abcam.com/abpromise> or contact our technical team.

Terms and conditions

- Guarantee only valid for products bought direct from Abcam or one of our authorized distributors