



## Product datasheet

# Anti-BAI3 antibody ab200684

1 Image

### Overview

<b>Product name</b>	Anti-BAI3 antibody
<b>Description</b>	Rabbit polyclonal to BAI3
<b>Host species</b>	Rabbit
<b>Specificity</b>	This antibody detects endogenous levels of BAI3 protein.
<b>Tested applications</b>	<b>Suitable for:</b> WB
<b>Species reactivity</b>	<b>Reacts with:</b> Mouse, Rat, Human
<b>Immunogen</b>	<p>Synthetic peptide within Human BAI3 aa 200-300. The exact immunogen sequence used to generate this antibody is proprietary information. If additional detail on the immunogen is needed to determine the suitability of the antibody for your needs, please <a href="#">contact</a> our Scientific Support team to discuss your requirements.</p> <p>Database link: <a href="#">O60242</a></p> <p style="text-align: right;">  <a href="#">Run BLAST with</a>                 <a href="#">Run BLAST with</a> </p>
<b>Positive control</b>	HEK293T, Raw264.7 and PC12 whole cell lysates.
<b>General notes</b>	<p>The Life Science industry has been in the grips of a reproducibility crisis for a number of years. Abcam is leading the way in addressing this with our range of recombinant monoclonal antibodies and knockout edited cell lines for gold-standard validation. Please check that this product meets your needs before purchasing.</p> <p>If you have any questions, special requirements or concerns, please send us an inquiry and/or contact our Support team ahead of purchase. Recommended alternatives for this product can be found below, along with publications, customer reviews and Q&amp;As</p>

### Properties

<b>Form</b>	Liquid
<b>Storage instructions</b>	Shipped at 4°C. Store at +4°C short term (1-2 weeks). Upon delivery aliquot. Store at -20°C long term. Avoid freeze / thaw cycle.
<b>Storage buffer</b>	<p>pH: 7.20</p> <p>Preservative: 0.097% Sodium azide</p> <p>Constituent: 99% PBS</p>
<b>Purity</b>	Immunogen affinity purified
<b>Purification notes</b>	Purity is > 95% (by SDS-PAGE).

**Clonality** Polyclonal  
**Isotype** IgG

## Applications

**The Abpromise guarantee** Our [Abpromise guarantee](#) covers the use of ab200684 in the following tested applications. The application notes include recommended starting dilutions; optimal dilutions/concentrations should be determined by the end user.

Application	Abreviews	Notes
WB		Use at an assay dependent concentration. Predicted molecular weight: 172 kDa.

## Target

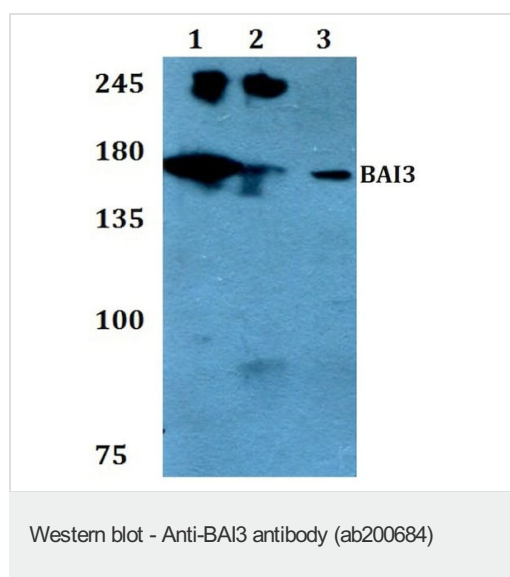
**Function** Might be involved in angiogenesis inhibition and suppression of glioblastoma.

**Tissue specificity** Strongly expressed in brain. Also detected in heart. Reduced expression is observed in some glioblastoma cell lines.

**Sequence similarities** Belongs to the G-protein coupled receptor 2 family. LN-TM7 subfamily.  
Contains 1 CUB domain.  
Contains 1 GPS domain.  
Contains 4 TSP type-1 domains.

**Cellular localization** Cell membrane.

## Images



**All lanes :** Anti-BAI3 antibody (ab200684)

**Lane 1 :** HEK293T whole cell lysate

**Lane 2 :** Raw264.7 whole cell lysate

**Lane 3 :** PC12 whole cell lysate

**Predicted band size:** 172 kDa

**Please note:** All products are "FOR RESEARCH USE ONLY. NOT FOR USE IN DIAGNOSTIC PROCEDURES"

## **Our Abpromise to you: Quality guaranteed and expert technical support**

---

- Replacement or refund for products not performing as stated on the datasheet
- Valid for 12 months from date of delivery
- Response to your inquiry within 24 hours
  
- We provide support in Chinese, English, French, German, Japanese and Spanish
- Extensive multi-media technical resources to help you
- We investigate all quality concerns to ensure our products perform to the highest standards

If the product does not perform as described on this datasheet, we will offer a refund or replacement. For full details of the Abpromise, please visit <https://www.abcam.com/abpromise> or contact our technical team.

## **Terms and conditions**

---

- Guarantee only valid for products bought direct from Abcam or one of our authorized distributors